



2017-2018 IUPUI JAGUARS BASKETBALL

IUPUI

SCHEDULE/RESULTS (7-16, 4-8 HORIZON)

Date	Opponent	Result/Time
Nov. 3	# Carroll Univ.	W, 65-56
Nov. 11	at Bradley	L, 53-68
Nov. 13	Anderson	W, 75-43
Nov. 17	at Eastern Illinois	L, 79-80
Nov. 21	Morehead State	W, 67-61
Nov. 28	at Western Illinois	L, 77-90
Dec. 2	at Ball State	L, 64-83
Dec. 6	SIUE	L, 81-82
Dec. 10	at No. 21/21 Purdue	L, 61-86
Dec. 16	at Washington State	L, 59-72
Dec. 18	at No. 12/12 Gonzaga	L, 71-101
Dec. 22	IU Kokomo	W, 87-76
Dec. 28	*at Northern Kentucky	L, 59-77
Dec. 30	*at Wright State	L, 52-60
Jan. 2	*at Green Bay	W, 67-63
Jan. 4	*UIC	L, 65-70
Jan. 10	*Milwaukee	W, 72-71
Jan. 12	*Green Bay	W, 67-61
Jan. 16	*Detroit Mercy	W, 81-66
Jan. 18	*at Cleveland State	L, 67-70
Jan. 20	*at Youngstown State	L, 62-85
Jan. 27	*at UIC	L, 62-71
Feb. 2	*at Detroit Mercy	L, 60-74
Feb. 4	*at Oakland	L, 74-82
Feb. 8	*Cleveland State	7:00 pm
Feb. 10	*Youngstown State	1:00 pm
Feb. 16	*at Milwaukee	8:00 pm
Feb. 19	*Oakland	7:00 pm
Feb. 23	*Wright State	11:00 am
Feb. 25	*Northern Kentucky	1:00 pm
Mar. 2	HL Tourney (1st rd)	tba
Mar. 3	HL Tourney (2nd rd)	tba
Mar. 4	HL Tourney (3rd rd)	tba
Mar. 5	HL Semifinals	tba
Mar. 6	HL Championship	tba

denotes exhibition
* denotes Horizon League games
& denotes Horizon League Tournament games

MEDIA COVERAGE

TV: ESPN3
Video Stream: ESPN3
Audio: Fox Sports 97.5 FM / iHeartRadio
Live Stats: IUPUIJags.com
Twitter: @IUPUIJaguars / @IUPUIMensBball

MBB CONTACT

Ed Holdaway - IUPUI Assistant AD
Email: eholdawa@iupui.edu
Twitter: @EdHoldaway
Cell: 317-908-2645

'03 NCAA TOURNAMENT, 2010 CBI

IUPUI (7-16, 4-8 HL) vs. CLEVELAND ST. (6-19, 3-9 HL)

Thursday, February 8, 2018 • 7:00 p.m. • Indianapolis, Ind. • Indiana Farmers Coliseum (6,800)




STAT BREAKDOWN

IUPUI (7-16, 4-8)	CSU (6-19, 3-9)
67.9	PPG 67.1
73.6	Opp. PPG 74.8
42.1%	FG% 42.7%
48.2%	Opp. FG% 46.6%
33.4 (-1.0)	RPG (Margin) 29.9 (-8.2)
34.6%	3FG% 32.0%
64.4%	FT% 70.2%
14.6 (+0.8)	TO/G (Margin) 13.3 (+1.4)
316	RPI 325

SERIES BREAKDOWN

Overall:	2-1
Gardner vs. CSU:	0-1
in Cleveland:	1-1
in Indianapolis:	1-0
neutral:	0-0
Last Meeting:	Jan. 18, 2018
Outcome:	Cleveland State 70-67 (at CSU)
Streak:	CSU has won 1
Quick Notes:	Cleveland St. led by as many as 17 in the 1st half of last meeting; IUPUI led 67-66 before falling

THE JAGUARS



PROBABLE STARTERS (based on last game)

No.	Name	Yr.	Pos.	Ht.	Hometown	PPG	RPG	APG	FG%	3FG%	FT%
10	Nick Rogers	So.	G	6-1	Indianapolis, Ind.	5.2	1.6	3.5	.289	.256	.745
22	D.J. McCall	Jr.	G	6-6	Fort Wayne, Ind.	6.5	4.4	2.0	.458	.323	.550
24	Evan Hall	Jr.	F	6-7	Hindman, Ky.	7.5	5.8	0.6	.425	---	.293
40	Evan Borgman	R-Fr.	F	6-9	Batesville, Ind.	1.0	0.6	0.0	.400	.000	.667
45	Aaron Brennan	Sr.	F	6-6	Noblesville, Ind.	12.4	4.3	1.8	.450	.333	.767

OFF THE BENCH

0	Jaylen Minnett	Fr.	G	6-1	Terre Haute, Ind.	7.3	1.3	1.3	.403	.398	.842
1	T.J. Henderson	Jr.	G	6-0	Indianapolis, Ind.	9.9	2.4	1.9	.403	.322	.800
12	Chad Hudson	So.	G	5-11	Jeffersonville, Ind.	1.3	0.1	0.3	.333	.000	.714
25	Ron Patterson	Sr.	G	6-2	Indianapolis, Ind.	11.0	3.0	1.9	.416	.376	.708
31	Maurice Kirby	Gr.	F	6-9	Chandler, Ariz.	4.9	4.0	0.5	.500	---	.581
32	Elyjah Goss	R-Fr.	F	6-7	Bolingbrook, Ill.	3.7	3.5	0.4	.416	.273	.750

QUICK HITTERS

- IUPUI will begin a stretch of five of the final six regular season games at home on Thursday when the Jaguars host Cleveland State. The Jaguars are reeling of late, having dropped five straight, all on the road, by an average of 11.4 points per game. The first of the five losses came at Cleveland State on Jan. 18 by a 70-67 score.
- The Jaguars are ranked 46th in the country in turnovers forced (15.4 to/gm) and 85th nationally in steals (7.1 spg). Junior **D.J. McCall** leads the Horizon League and is 68th nationally with 1.82 steals per game.
- In 12 league games, senior **Aaron Brennan** (13 ppg) leads a balanced attack as the Jags' top seven players averaging between 6.5-13 points per game. **Ron Patterson** (10.3), **T.J. Henderson** (8.5), **Jaylen Minnett** (7.3), **Evan Hall** (7.1), **D.J. McCall** (6.8), and **Nick Rogers** (6.5) make up that group. Head Coach **Jason Gardner** plays just nine players overall with **Maurice Kirby** (4.0 ppg, 3.1 rpg) and **Elyjah Goss** (2.1 ppg, 2.8 rpg) also seeing time.
- Aaron Brennan** is the lone IUPUI player to have started all 23 games this season. Gardner has used seven different combinations with nine different players having made at least one start. IUPUI used the group of Brennan, **Evan Hall**, **Nick Rogers**, **D.J. McCall** and **Ron Patterson** for 15 straight games before inserting redshirt freshman **Evan Borgman** for Patterson at Oakland on Feb. 4.
- IUPUI has opened the season 2-2 in all four years since Gardner took over and never gotten back to .500 at any point in the seasons. All four years, the Jags have begun at 2-2 and dropped the fifth and sixth games of the season.
- IUPUI made the move to the Horizon League in the offseason after spending 19 years at the Division I level as a member of The Summit League. The Jaguars were picked to finish tenth in the league according to the preseason polls and no member of the Jaguars' roster earned preseason plaudits.
- The Jaguars graduated their top three players from a season ago in seniors **Darell Combs** (16.8 ppg, 63 3's), **Matt O'Leary** (13.9 ppg, 6.1 rpg, 68 3's) and **Kellon Thomas** (9.5 ppg, 90 FT%). All three started all 32 games last season and Combs (Italy) and O'Leary (Spain) signed to play overseas this season.

2017-2018 ROSTER

NUMERIC ROSTER

##	Name	Pos.	Ht.	Wt.	Yr.	Hometown/High School (Previous)
0	Jaylen Minnett	G	6-1	180	Fr.	Terre Haute, Ind./Terre Haute South
1	T.J. Henderson	G	6-0	160	Jr.	Indianapolis, Ind./Scecina
5	Camron Justice #	G	6-3	180	Jr.	Hindman, Ky./Knott County Central (Vanderbilt)
10	Nick Rogers	G	6-1	170	So.	Indianapolis, Ind./Traders Point Academy (Toledo)
12	Chad Hudson	G	5-11	175	So.	Jeffersonville, Ind./Jeffersonville / Don Bosco Prep
15	Ahmed Ismail #	C	7-1	260	Sr.	Cairo, Egypt/Nakhas Zagazig (Manhattan)
22	D.J. McCall	G	6-6	190	Jr.	Fort Wayne, Ind./Concordia Lutheran
24	Evan Hall	F	6-7	200	Jr.	Hindman, Ky./Knott County Central
25	Ron Patterson	G	6-2	200	Sr.	Indianapolis, Ind./Broad Ripple (Syracuse)
31	Maurice Kirby	F	6-9	240	Gr.	Chandler, Ariz./Basha (Loyola [Ill.])
32	Elyjah Goss	F	6-7	190	R-Fr.	Bolingbrook, Ill./Plainfield East
40	Evan Borgman	F	6-9	205	R-Fr.	Batesville, Ind./Jac-Cen-Del
45	Aaron Brennan	F	6-6	225	Sr.	Noblesville, Ind./Guerin Catholic
	Trevor Johnson #	G	6-2	170	Jr.	Flagstaff, Ariz./Flagstaff (Mesa [Ariz.] C.C.)
	Mike Sagay #	F	6-7	200	So.	Bloomfield, Conn./St. Thomas More (Boston College)

will sit out the 2017-18 season as a Division I transfer; ^ expected to redshirt the 2017-18 season

COACHING STAFF

Head Coach:	Jason Gardner
Alma Mater:	Arizona, '11
Career Record:	(44-74; 4th season)
IUPUI Record:	(44-74; 4th season)
Conference Record:	(26-34; 4th season)
Associate Head Coach:	Matt Crenshaw
Alma Mater:	IUPUI, '04
Assistant Coach:	Roy Hairston
Alma Mater:	Purdue, '97
Assistant Coach:	Matt Bringman
Alma Mater:	Palm Beach Atlantic, '06
Senior Advisor:	Andy Fagan
Alma Mater:	Indiana, '01
Strength Coach:	Jason Quarles
Alma Mater:	IUPUI, '12

PRONUNCIATION GUIDE

Jaylen MINNETT	(min- NET)
ELYJAH Goss	(uh-lye- JUH)

RADIO / TV ROSTER



#0 - JAYLEN MINNETT
6-1 // Fr. // G
Terre Haute, Ind.



#1 - T.J. HENDERSON
6-0 // So. // G
Indianapolis, Ind.




#10 - NICK ROGERS
6-1 // So. // G
Indianapolis, Ind.



#12 - CHAD HUDSON
5-11 // So. // G
Jeffersonville, Ind.



#22 - D.J. McCALL
6-6 // Jr. // G
Fort Wayne, Ind.



#24 - EVAN HALL
6-7 // Jr. // F
Hindman, Ky.



#25 - RON PATTERSON
6-2 // Sr. // G
Indianapolis, Ind.



#31 - MAURICE KIRBY
6-9 // Gr. // F
Chandler, Ariz.



#32 - ELYJAH GOSS
6-7 // R-Fr. // F
Bolingbrook, Ill.



#40 - EVAN BORGMAN
6-9 // R-Fr. // F
Batesville, Ind.



#45 - AARON BRENNAN
6-6 // Sr. // F
Noblesville, Ind.



JASON GARDNER
Head Coach
4th season

CAREER DOUBLE-DIGIT PERFORMANCES/STARTS

Double-Digit Scoring Games

Name	Season	Career
Brennan	12	30
Goss	1	1
Hall	9	22
Henderson	13	26
Kirby	2	2
McCall	3	10
Minnett	6	6
Patterson	12	30
Rogers	2	2

20+ Point Scoring Games

Name	Season	Career
Brennan	3	3
Hall	0	1
McCall	1	2

Double-Digit Reb. Games

Name	Season	Career
Brennan	1	2
Goss	1	1
Hall	4	7
McCall	0	3

Double-Doubles

Name	Season	Career
Brennan	1	2
Hall	1	3

Games Started

Name	Season	Career
Borgman	1	1
Brennan	23	65
Hall	22	56
Henderson	5	7
Kirby	1	1
McCall	20	57
Minnett	4	4
Patterson	21	31
Rogers	18	18

POLLS

Associated Press			Coaches		
Week 14 (Feb. 5)			Week 14 (Feb. 5)		
Rank	Team (1st)		Rank	Team (1st)	
1	Villanova (48)		1	Villanova (22)	
2	Virginia (16)		2	Virginia (8)	
3	Purdue (1)		3	Purdue (1)	
4	Michigan State		4	Michigan State	
5	Xavier		5	Xavier	
6	Cincinnati		6	Cincinnati	
7	Texas Tech		7	Texas Tech	
8	Auburn		8	Duke	
9	Duke		9	Auburn	
10	Kansas		10	Kansas	
11	Saint Mary's		11	Gonzaga	
12	Gonzaga		12	Saint Mary's	
13	Arizona		13	Arizona	
14	Ohio State		14	Tennessee	
15	Tennessee		15	Clemson	
16	Clemson		16	Ohio State	
17	Oklahoma		17	West Virginia	
18	Rhode Island		18	Oklahoma	
19	West Virginia		19	Rhode Island	
20	Michigan		20	Michigan	
21	North Carolina		21	Wichita State	
22	Wichita State		22	North Carolina	
23	Nevada		23	Nevada	
24	Kentucky		24	Kentucky	
25	Miami		25	Miami	

MID-MAJOR TOP 25

February 5					
Rk	Team (1st)	Record	Pts.	Prev.	Conf.
1.	Saint Mary's (27)	23-2	771	1	West Coast
2.	Gonzaga (3)	21-4	746	2	West Coast
3.	New Mexico State	20-3	707	3	Western Athletic
4.	Louisiana (1)	20-3	675	4	Sun Belt
5.	ETSU	21-4	626	5	Southern
6.	South Dakota	20-6	545	9	Summit
7.	South Dakota State	20-6	540	10	Summit
8.	Loyola Chicago	19-5	531	6	Missouri Valley
9.	Buffalo	17-6	529	7	Mid-American
10.	Vermont	19-5	470	12	America East
11.	Charleston	18-6	423	11	Colonial
12.	UC Santa Barbara	18-5	417	15	Big West
13.	Belmont	19-6	393	18	Ohio Valley
14.	Montana	18-5	372	16	Big Sky
15.	BYU	18-7	369	8	West Coast
16.	Georgia State	18-6	283	22	Sun Belt
17.	Murray State	18-5	240	21	Ohio Valley
18.	UNC Greensboro	17-6	228	14	Southern
19.	Bucknell	17-8	207	24	Patriot
20.	Stephen F. Austin	18-5	155	13	Southland
21.	Northern Kentucky	17-7	125	25	Horizon
22.	Wright State	18-7	112	20	Horizon
23.	Penn	15-6	89	NR	Ivy League
24.	Furman	16-8	81	19	Southern
25.	FGCU	18-8	72	NR	Atlantic Sun

HORIZON LEAGUE

Horizon League Standings		
through Feb. 7		
Team	Overall (Pct.)	HL (Pct.)
Wright State	18-7 (.720)	10-2 (.833)
Northern Kentucky	17-7 (.708)	10-2 (.833)
UIC	14-11 (.560)	9-3 (.750)
Oakland	15-10 (.600)	7-5 (.583)
Milwaukee.....	13-13 (.500)	6-7 (.462)
Green Bay	10-16 (.385)	5-8 (.385)
IUPUI	7-16 (.304)	4-8 (.333)
Youngstown State.....	6-19 (.240)	4-8 (.333)
Detroit Mercy	7-18 (.280)	3-9 (.250)
Cleveland State	6-19 (.240)	3-9 (.250)

Upcoming Schedule		
Date	Game	Time
2/8	Cleveland St. at IUPUI	7pm
	Green Bay at Wright St.	7:30pm
	Milwaukee at Northern Ky.	7:30pm
	Youngstown St. at UIC	8pm
2/9	Detroit Mercy at Oakland	9pm
2/10	Youngstown State at IUPUI	1pm
	Green Bay at Northern Ky.	7pm
	Milwaukee at Wright St.	7pm
	Cleveland State at UIC	8pm
2/14	Oakland at Youngstown St.	7pm
	Detroit Mercy at Cleveland St.	7pm
2/16	Oakland at Cleveland St.	7pm
	Northern Ky. at Wright St.	7pm
	Detroit Mercy at Youngstown St.	7pm
2/19	Oakland at IUPUI	7pm
	Youngstown St. at Northern Ky.	7:30pm
	Cleveland St. at Wright St.	7:30pm
	Detroit Mercy at UIC	8pm
2/22	Green Bay at Oakland	7pm
	Milwaukee at Detroit Mercy	7pm
2/23	Wright St. at IUPUI	11am
	Northern Ky. at UIC	8pm
2/24	Green Bay at Detroit Mercy	2pm
	Milwaukee at Oakland	3pm
	Cleveland St. at Youngstown St.	7pm
2/25	Northern Ky. at IUPUI	1pm
	Wright St. at UIC	6pm

IUPUI in Horizon League Stats		
as of Feb. 6 [denotes NCAA ranking]		
Category	HL [Nat Rk.]	Stat
Scoring	9th	67.9 ppg
Scoring Defense.....	6th	73.6 ppg
Scoring Margin.....	7th	-5.7 ppg
Free Throw %	9th	64.4%
Field Goal %	9th	42.1%
Field Goal % Def	9th	48.2%
3Pt Field Goal %	5th	34.6%
3Pt Field Goal % Def....	6th	36.2%
Rebounding Offense	9th	33.4 rpg
Rebounding Defense ...	4th	34.4 rpg
Rebounding Margin	7th	-1.0 rpg
Blocked Shots	7th	3.3 bpg
Assists	4th	13.4 apg
Steals	6th [85th]	7.1 spg
Turnover Margin.....	5th	+0.8/game
Assist/TO Ratio	8th	0.92 a/to
Offensive Rebounds.....	2nd [61st]	12.0 rpg
Defensive Rebounds....	10th	21.4 rpg
3Pt Field Goals Made...	6th	7.4/game
Home Attendance.....	10th	882/game

Player	Horizon [Natl Rk.]	Stat
Aaron Brennan		
Scoring	18th	12.4 ppg
Evan Hall		
Off. Reb.	4th	2.5 rpg
Blocked Shots	13th	0.8 bpg
Rebounding	10th	5.8 rpg
D.J. McCall		
Steals	1st [68th]	1.8 spg
Off. Reb.	13th	1.8 rpg
Jaylen Minnett		
3FG/Gm.	14th	1.8/game
Ron Patterson		
3FG/Gm.	5th	2.3/game
Steals	15th	1.1 spg
Nick Rogers		
Assists	6th	3.5 apg
Ast/TO Ratio	7th	1.67 ast/to

LAST TIME OUT

IUPUI dropped a fifth straight game on Sunday (Feb. 4) as the Jaguars fell at Oakland, 82-74. The Jaguars were down by as many as 17 in the first half, but stormed back to make a game of it in the second half. IUPUI made it a one-possession game on a couple different occasions in the second half, but never got fully over the hump, despite limiting Oakland to just seven second half field goals.

The Horizon League's top scorer Kendrick Nunn closed with 26 points on 9-of-16 shooting and Jalen Hayes chipped in 21 points, but fouled out with 9:35 to play. **Jaylen Minnett** and **Aaron Brennan** had a team-high 16 points in the loss and **T.J. Henderson** added 14 points, all in the second half.

J'AYLEN

Freshman **Jaylen Minnett** showcased his sweet jumper throughout the recent two-game road trip to Michigan, averaging 14.0 points in the losses at Detroit Mercy and Oakland. The rookie guard tallied a career-high 16 (6-14 FG, 4-10 3's) off the bench at Oakland on Sunday to go along with two assists. He connected on 8-of-19 (42.1 percent) treys in the two road games.

His 16 points were the most by an IUPUI true freshman since **T.J. Henderson** scored 16 against Omaha on Feb. 17, 2016.

NO. 1 FOR 6TH

Junior **T.J. Henderson** is making a compelling case for Horizon League Sixth Man of the Year honors, ranking third in the league in scoring among those who have yet to start a game in league play. Wright State's Jaylon Hall (9.8 ppg) leads the group and Henderson is second overall. NKU's Tyler Sharpe is next at 8.4 ppg.

THEFT ALERT

Junior **D.J. McCall** currently leads the Horizon League (68th nationally) with 1.82 steals per game. After not collecting a steal in the season's opening three games, McCall has at least one steal in 18 of the team's 20 games.

The junior guard has 40 steals this season. By comparison, he had just 22 steals *all of last season* and 41 in his 63-game career entering this season.

ROSTER CHANGES

The IUPUI program had a few roster changes at the turn of the semester as one player departed the program and two others joined the Jaguars. Little used sophomore **Noah Thomas** left the program after having appeared in just two games in the first semester. Thomas, a 6-foot-9 center, totaled four points and four rebounds in eight total minutes.

On the flip side, the Jaguars brought in a pair of transfers as **Mike Sagay** (Boston College) and **Trevor Johnson** (Mesa [Ariz.] C.C.) joined the program. Sagay, a 6-foot-7 forward, comes to IUPUI with two-and-a-half years of eligibility, after having played 15 games at Boston College last season. A 3-star recruit, Sagay was ranked among Connecticut's top players as a senior at St. Thomas More High School.

Johnson, a 6-foot-2 guard, comes to IUPUI with two years of eligibility remaining. Johnson was an All-State performer while at Flagstaff [Ariz.] High School before attending Mesa Community College.

Both are able to begin practice with the team immediately.

STARTER NOTES

In the early portion of the non-league slate, head coach **Jason Gardner** continued to tweak the Jaguars' starting five, using six different quintets. For the year, senior **Aaron Brennan** is the lone Jag to have started all 23 games and **Evan Hall** is next with 22 starts. Nine of the Jaguars' 11 players have at least one start this season with freshman **Evan Borgman** getting the nod at Oakland.

The group of Brennan, Hall, **Ron Patterson, D.J. McCall** and **Nick Rogers** started 15 straight games (5-10) before Gardner inserted Borgman for Patterson at Oakland on Feb. 4.

The group of Brennan, Hall, **Ron Patterson, D.J. McCall** and **Nick Rogers** started 15 straight games (5-10) before Gardner inserted Borgman for Patterson at Oakland on Feb. 4.

BENCH NOTES

The IUPUI bench has been especially strong, averaging 24.2 points per game, including a season-high 43 at Oakland on Feb. 4. The past four years, the IUPUI bench has outscored opponents in 79 of 118 (66.9 percent) of its games, going 38-41 in those contests.

BENCH NOTES, PART II

IUPUI's top scorer has been a reserve eight times this season. Four different players have contributed to those seven occasions.

Patterson (1): at Ball State (14 pts)
Kirby (1): at Purdue (16 pts)
Minnett (3): at Wright St. (11 pts), at UDM (12 pts), at Oakland (16 pts)

Henderson (3): at Gonzaga (18 pts), IUK (19 pts), at GB (13 pts)

WIN/LOSS SPLITS

In IUPUI's seven wins, the Jags have shot 46.1 percent from the field and held foes to 39.6 percent overall and 28.4 percent from deep. In addition, the Jags have outrebounded opponents by 5.1 boards per game in the seven wins.

In the Jaguars' 16 losses, IUPUI has shot just 40.3 percent overall and allowed opponents to shoot a robust 52.1 percent from the field and 40 percent from beyond the arc. In addition, IUPUI has been outrebounded by 3.7 boards per game in the 16 losses.

IN LEAGUE PLAY...

IUPUI has defended the three well in Horizon League play, yielding 31.6 percent from deep in 12 games. On the flip side, IUPUI is shooting 37.2 percent from deep in league play, led by Brennan (44.4), Minnett (40.7) and Patterson (38.2).

IUPUI has made as many or more threes than their opponents in 11 of 12 league games thus far.

MAKE SHOTS, WIN GAMES

The most telling number of outcomes of games under head coach **Jason Gardner** has simply been field goal percentages.

IUPUI is 40-8 (.833) in games in which the Jaguars have shot a better percentage than opponents and just 4-66 (.057) when being outshot.

The Jan. 10 Milwaukee win is the only time this season IUPUI has been outshot and won the game.

GETTING LOOKS

Two areas where IUPUI has excelled this season are offensive rebounding (61st nationally - 12 rpg) and forcing turnovers (46th nationally - 15.4 to/g).

Because of those numbers, IUPUI has *attempted* 122 more shots than their foes for the year, good for 5.3 shot attempts per game.

GRADE CHECK

Ten members of the IUPUI basketball team earned at least a 3.0 grade point average during the fall semester - **Evan Borgman, Aaron Brennan, Elijah Goss, Evan Hall, T.J. Henderson, Chad Hudson, Ahmed Ismail, Maurice Kirby, D.J. McCall** and **Noah Thomas**.

LEAGUE OPENERS

Head coach **Jason Gardner** is now 3-1 in league openers, having won all three of his Summit League openers before losing his Horizon League opener at NKU on Thursday.

1/4/15 - at Fort Wayne (63-58)
1/1/16 - at South Dakota (77-66)
12/31/16 - Western Illinois (89-71)
12/28/17 - at Northern Kentucky (59-77)

DOUBLE-DIGIT COUNT

T.J. Henderson has a team-high 13 double-digit scoring games this season while **Aaron Brennan** and **Ron Patterson** are next in line with 12 games in doubles.

SNAPPED AT 13

Senior **Ron Patterson** opened the year making at least one three in 13 straight games - his longest stretch of his college career. His longest streak last season was 10 straight games from Jan. 5-Feb. 8.

DEFENDING THE TREY

The Jaguars struggled to defend the three-point line during the non-league schedule, yielding 36.5 percent. Below are some instances of the Jaguars' woes, both individually and collectively:

at Bradley (57.1%) - Nate Kennell (5-of-9)
at EIU (45.0%) - Terrell Lewis (7-of-9)
at WIU (58.8%) - Kobe Webster (5-of-7)
vs. SIUE (68.8%)

TOUGH THREE

IUPUI endured arguably the toughest three-game stretch in program history with road games at No. 21 Purdue (L, 61-86), at Washington State (L, 59-72) and at No. 12 Gonzaga (L, 71-101). The losses at Purdue and Gonzaga dropped IUPUI to 0-17 all-time against nationally ranked foes.

In the non-conference slate, IUPUI had the nation's 50th toughest schedule (hardest in the Horizon League) according to KenPom.com.

FIVE KEY NUMBERS

Below are five key numbers from the Jaguars' loss at Oakland.

43: Jags scored a season-high 43 bench points led by Minnett (16) and Henderson (14)

49: IUPUI yielded a season-high 49 first half points to the Golden Grizzlies as Oakland shot 61 percent from the floor before the break

28: IUPUI tied its season-high with 28 fouls, leading to 33 Oakland free throws

7: Junior **Evan Hall** matched his season-high with seven offensive boards, aiding IUPUI's 15 second chance points

2: IUPUI had a season-low two steals as Oakland committed just nine turnovers

O-FOR-RANKED

IUPUI has never defeated a ranked opponent, going 0-17 versus the ranked in the program's Division I era. Below is a listing of those 17 results, 12 of which were true road games.

The Jaguars' average margin of defeat is 21.2 points per game in the 17 total losses:

12/13/99 at #2 Arizona L, 41-70
12/15/01 vs. #20 Ball State L, 81-103
3/21/03 vs. #2 Kentucky L, 64-95 // NCAA - Nashville, TN
12/13/03 at #25 Dayton L, 59-61
12/18/04 at #18 Louisville L, 60-80
11/10/07 at #11 Marquette L, 68-78
12/14/08 vs. #20 Arizona St. L, 58-59 (ot) Phoenix, Ariz.
11/14/10 at #12 Gonzaga L, 56-86
11/21/10 vs. #25 San Diego State L, 46-61 Oxford, Ohio
12/9/10 at #2 Ohio State L, 64-75
12/22/10 vs. #7 San Diego State L, 54-56 Las Vegas, Nev.
12/7/11 at #5 Louisville L, 60-90
11/12/12 at #5 Michigan L, 54-91
12/7/15 at #11 Purdue L, 53-80
12/28/15 at #9 Butler L, 54-92
12/10/17 at #21 Purdue L, 61-86
12/18/17 at #12 Gonzaga L, 71-101

AT THE HORN

Winning games at the horn has been a staple of head coach **Jason Gardner**'s squads. Since Gardner took over, IUPUI has won five games in the closing seconds, including three as time expired:

P.J. Boutte 15' floater at the horn vs. Ball State (71-69 / Nov. 22, 2014)
Marcellus Barksdale layup at the horn at IPFW (84-82 / Jan. 23, 2016)
Jordan Pickett wing 3 with :02 vs. NDSU (73-72 / Jan. 31, 2016)
Darell Combs wing J with :01.5 vs. SDSU (85-83 / Jan. 18, 2017)
Evan Hall layup at the horn vs. Milwaukee (72-71 / Jan. 10, 2018)

FRESH STARTS

In the season opener at Bradley, true freshman **Jaylen Minnett** became the first

SERIES HISTORY

CLEVELAND ST. (2-1)

Date	Loc	Score	W/L
11-16-01	H	82-65	W
12-18-02	A	90-74	W
1-18-18	A	67-70	L

NEWS, NOTES & STORYLINES (CONT.)

IUPUI true rookie to start his debut since **Alex Young** did so against Northeastern in 2008. Minnett had five points, two boards and an assist in his IUPUI debut.

JAGS LOCK UP RAVENS

While head coach **Jason Gardner** has preached defense in the preseason, the win over Anderson was especially impressive in that IUPUI held the Ravens to just 43 points. The 43 were the fewest by a foe since Gardner took over the program and just the second time an IUPUI opponent tallied less than 50 in the Gardner-era (49 vs. Denver on Jan. 10, 2015).

The 43 points allowed was the lowest total by an IUPUI opponent since holding Western Illinois to 42 on Feb. 6, 2010.

CUPBOARD CHECK

IUPUI brings back seven returners from last season, five of whom saw meaningful minutes. Below is a rundown of the Jaguars' top statistical returners, along with some key numbers.

Stat (% Returning): Top Returners

Scoring (45.8%): Patterson (9.3), Brennan (8.4)

Rebounding (56.9%): Hall (5.2), McCall (5.0)

Assists (45.3%): Patterson (64), Henderson (52)

Minutes (50.2%): Patterson (23.7), McCall (21.2)

FGM (47.3%): Patterson (107), Brennan (102)

3FGM (43.4%): Patterson (62), Henderson (30)

FTM (34.3%): McCall (45), Brennan (39)

Blocks (69.0%): Hall (24), Patterson (13)

Steals (60.4%): Patterson (44), Henderson (32)

FULL STRENGTH

The Nov. 21 Morehead State game was the first time all season the Jags were at full strength. **Evan Hall, D.J. McCall** and **Nick Rogers** all missed time in the season's first three games.

IUPUI has nine scholarship players available this season with three other scholarship student-athletes sitting out as Division I transfers.

GRADS

The IUPUI roster boasts three graduates this season as **Maurice Kirby** completed his degree at Loyola (Ill.) and is pursuing his master's in sports journalism. In addition, junior guard **D.J. McCall** completed his undergraduate work in three years and is now pursuing his master's degree at IUPUI. **Aaron Brennan** completed his degree requirements during the recently finished fall semester.

TRENDING

When head coach **Jason Gardner** took over the IUPUI program prior to the 2014-15 season, he knew it was going to be a lengthy rebuild. The Jags were on the heels of back-to-back 6-26 seasons and 300+ RPI finishes. As expected, Gardner has had IUPUI steadily rising since his takeover:

	Record	RPI	Final Sagarin
2012-13:	6-26	329	332
2013-14:	6-26	322	332
2014-15:	10-21	257	278
2015-16:	13-19	191	226
2016-17:	14-18	217	202

SIXTH OLDEST

Unofficially, senior swingman **Ron Patterson** is the sixth-oldest player in all of college basketball this season and will turn 25 on Jan. 24 of this season. Here is a quick rundown of those older than him going into the season with their ages as of Nov. 10, 2017:

Josh Boutte (Sam Houston St.); 25 years, 307 days

Gibson Johnson (Hawaii); 25 years, 273 days

Zach Nelson (Utah Valley); 25 years, 143 days

Isaac Neilson (Utah Valley); 24 years, 352 days

Kyle Brown (Cornell); 24 years, 345 days

Ron Patterson (IUPUI); 24 years, 296 days

HOOSIER MADE

IUPUI has the second-most Indiana-natives of any team in the country with nine, trailing only Ball State. Of the nine Indiana natives, four are from the Indianapolis-area in **Aaron Brennan, T.J. Henderson, Ron Patterson** and **Nick Rogers**.

NEW LEAGUE, OLD RIVALS

Although IUPUI will be in year one of Horizon League play, that doesn't mean there won't be some recognizable foes in league play.

The most recognizable will be longtime Mid-Con/Summit foe Oakland University, which IUPUI played 36 times between 1998 and 2013 as league foes. Oakland leads the all-time series 25-16, which includes five meetings in the mid-/late 70's.

Another former league foe in the Horizon League is Youngstown State, which IUPUI played six times from 1999-2001 before the Penguins moved leagues. YSU is 8-1 all-time against IUPUI, which includes three meetings from the mid-/late 70's.

Another familiar face is Wright State head coach Scott Nagy, who was the longtime leader of the South Dakota State program before taking over the Raiders a couple seasons ago. While at the helm of the SDSU program, Nagy was 13-7 against the Jaguars.

BRING 'EM ON

IUPUI added a new assistant coach in the offseason as **Matt Bringman** joined the Jaguars' staff, replacing Scott Gillespie. Bringman came to IUPUI from South Plains (Texas) College where he helped the Texans to a 2-year record of 53-11 and 28-4 in conference play. South Plains was 3rd at 2017 NJCAA National Championships in Hutchinson, Kan.

Bringman helped a number of players on to Division I opportunities, including Jordan Brangers (Western Kentucky), Raquan Mitchell (Colorado State), Shawntrez Davis (Nevada) and Josh Webster (Texas Tech).

OVERSEAS ADVENTURES

IUPUI's top two players from a season ago - seniors **Darell Combs** and **Matt O'Leary** - are both continuing their playing careers overseas this winter.

Combs inked a deal in early September to play for the Roseto Sharks in Italy's second division. Combs had an NBA workout with the Washington Wizards before ultimately seeking employment overseas.

O'Leary signed in late July to continue his career with Penas Huesca in the LEB Gold - Spain. LEB Gold is the the second division in Spain and known as one of the top leagues in Europe.

In addition, former Jaguars **Alex Young** and **Robert Glenn** are also continuing to play overseas.

NEW SIGNEES

IUPUI inked a pair at the start of the fall signing period, adding size in 6-foot-7 **Jack Hansen** (Noblesville, Ind./Guerin Catholic) and 6-foot-10 **Brandon Kenyon** (Caledonia, Ontario/Rise Prep).

Hansen played AAU with Team Blaze Select and was Gardner's first commitment of the 2018 class and chose IUPUI over interest from Valpo, Indiana State and Wright State. He averaged 19 points and nine rebounds per game as a junior and is among the state's top players heading into this season.

Kenyon played AAU with UPLAY Canada and excelled on the Nike EYBL circuit last summer. His UPLAY squad boasts Florida, Central Arkansas and Loyola signees while The Rise Prep program is expected to be among the best in the Ontario Scholastic Basketball Association (OSBA).

UNIVERSITY QUICK FACTS

Location	Indianapolis, Ind.
Founded	1969
Nickname	Jaguars
Colors	Red, gold & black
Enrollment	30,690
Affiliation	NCAA Division I
Conference	The Horizon League
Home Facility (Cap.)	Indiana Farmers Coliseum (6,800)
Chancellor	Dr. Nasser Paydar
Athletics Director	Dr. Roderick Perry
Website	www.IUPUIJags.com
Twitter	@IUPUIJaguars
Athletics Phone	(317) 278-5247
Mailing Address	1000 Waterway Blvd.
.....	Indianapolis, IN 46202

BASKETBALL HISTORY

First Yr. of basketball	1972
Seasons of basketball	46th
Seasons of Division I basketball	20th
Division I (1998-pres.) Record	248-266 (.481)
NCAA Appearances	1
Last NCAA Appearance	2003
Last Postseason Appearance	2010 (CBI - Second Round)

UNIVERSITY NOTES

ABOUT THE UNIVERSITY

IUPUI is a public research university located in downtown Indianapolis that is the result of a merger of the Purdue Indianapolis Extension Center (1946) and Indiana University Indianapolis (1916). The merger was completed in 1969 and athletics began in 1972.

The university offers more than 200 degree programs and boasts an enrollment over 30,000 (22,000 undergrad and 8,000 postgrad). The university also boasts an endowment of more than \$850 million.

The university is ranked among the Top 200 "National Universities" and ranked 7th for "Up and Coming Schools." U.S. News has ranked IUPUI among the nation's elite for 13 straight years.

ATHLETIC PROWESS

IUPUI was a primary beneficiary of the 1987 Pan-American Games in Indianapolis and continues to boast some world renowned facilities.

The IU Natatorium is located on the IUPUI campus and is among the best swimming & diving facilities in the world. It has hosted the U.S. Olympic Team Trials four different times and 12 NCAA National Championship meets. In addition, the 2017 World Juniors were held at IUPUI and 16 world records have been set in the Natatorium water.

Adjacent west is the Michael A. Carroll Track & Soccer Stadium which has hosted several USA Outdoor Track & Field Championships and NCAA Championships, along with the 1988 US Olympic Trials. Florence Griffith-Joyner set the 100m world record of 10.49 on the track.

In basketball circles, IUPUI is best known as the long-time host of the Nike All-American Camp, which was held on campus for two decades. The nation's top prep players and coaches from every level converged on campus for two weeks each summer in what was considered the elite college recruiting event of the year. Alum included LeBron James, Chris Webber, Allen Iverson, Kevin Garnett, Jason Kidd and Paul Pierce, among many others.

GEORGE HILL

IUPUI's best known basketball alum is current NBAer **George Hill**, who is in his tenth year in the league this season. Hill was originally drafted by the San Antonio Spurs (1st rd., 26th overall) in 2008.

He's played for the Spurs (2008-11), Indiana Pacers (2011-16), and Utah Jazz (2016-17) before signing with the Sacramento Kings this offseason. Hill has played in more than 600 games and made nearly 400 starts in his NBA career.

2017-2018 MISCELLANEOUS STATISTICS

IUPUI'S RECORD WHEN...

	'17-18	2018	Under
	Overall	HL	Gardner
Home:	6-2	3-1	27-16
Away:	1-14	1-7	16-54
Neutral:	0-0	0-0	1-4
Overtime:	0-0	0-0	4-6
Lead @ Halftime:	4-3	2-2	33-12
Trail @ Halftime:	2-13	1-6	8-59
Tied @ Halftime:	1-0	1-0	3-3
Leading w/ 5:00 left:	6-2	3-1	36-6
Trailing w/ 5:00 left:	0-13	0-7	3-64
Tied w/ 5:00 left:	1-1	1-0	5-4
Shooting 50% or better:	3-2	1-0	21-3
Shooting 40-50%:	3-6	2-5	21-34
Shooting less than 40%:	1-8	1-3	2-37
Shooting better % than opp.	6-1	3-0	40-8
Shooting worse % than opp.	1-15	1-8	4-66
Scoring less than 60:	0-4	0-2	3-26
Score 60-69 pts:	3-7	2-5	7-27
Score 70-79 pts:	2-4	1-1	15-15
Score 80-89 pts:	2-1	1-0	16-6
Score 90+ pts:	0-0	0-0	3-0
Opp. scores less than 60:	2-0	1-0	9-5
Opp. scores 60-69 pts:	3-2	2-1	17-14
Opp. scores 70-79 pts:	2-6	1-5	10-27
Opp. scores 80-89 pts:	0-6	0-2	8-18
Opp. scores 90+ pts:	0-2	0-0	0-10
Commit less TO than opp.	3-9	1-4	22-31
Commit more TO than opp.	3-7	2-4	21-40
Commit same TO as opp.	1-0	1-0	1-3
Outrebound opponent:	5-5	3-3	28-21
Outrebounded:	1-10	1-4	14-50
Rebounding is equal:	1-1	0-1	2-3
Bench outscores opp.:	6-10	3-6	38-41
Bench is outscored:	1-5	1-2	6-28
Bench scoring is equal:	0-1	0-0	0-5
Hit more FT than opp.:	3-3	2-1	26-11
Hit less FT than opp.:	4-12	2-6	17-60
Hit same FT as opp.:	0-1	0-1	1-3
Hit more 3's than opp.:	4-7	3-6	21-28
Hit less 3's than opp.:	1-8	0-1	18-37
Hit same 3's as opp.:	2-1	1-1	5-9
Decided by 5 pts or less:	2-4	2-2	19-18
Decided by 6-10 points:	2-3	1-3	6-21
Decided by 10+ points:	3-9	1-3	19-35
In home whites:	6-2	3-1	28-16
In road blacks:	1-7	1-4	3-22
In road reds:	0-7	0-3	13-36
7 in double-digits:	0-0	0-0	1-0
6 in double-digits:	0-0	0-0	1-0
5 in double-digits:	0-0	0-0	5-3
4 in double-digits:	3-1	2-0	14-8
3 in double-digits:	1-7	0-2	11-23
2 in double-digits:	3-6	2-5	10-32
1 in double-digits:	0-2	0-1	2-6
0 in double-digits:	0-0	0-0	0-2
On Mondays:	1-1	0-0	2-8
On Tuesdays:	3-1	2-0	3-10
On Wednesdays:	1-1	1-0	7-9
On Thursdays:	0-3	0-3	3-12
On Fridays:	2-2	1-1	6-6
On Saturdays:	0-6	0-3	19-24
On Sundays:	0-2	0-1	4-6
In November:	2-3	0-0	8-17
In December:	1-7	0-2	10-22
In January:	4-4	4-4	17-16
In February:	0-2	0-2	8-16
In March:	0-0	0-0	1-3

TIMES LED

Player						GAMES WITH								TOTAL		
	Pts.	Reb.	Ast.	Stl.	Blk.	10+ Pts.	20+ Pts.	10+ Reb.	3+ Ast.	3+ Blk.	3+ Stl.	3+ 3's		Dunks	DbI-DbIs	
0-Minnett	3/3	0/0	2/2	1/1	1/1	6/6	0/0	0/0	1/1	0/0	0/0	5/5		0/0	0/0	
1-Henderson	2/5	1/2	4/11	3/21	1/5	13/26	0/0	0/0	6/15	0/0	2/6	1/5		0/2	0/0	
10-Rogers	0/0	0/0	13/13	2/2	1/1	2/2	0/0	0/0	13/13	0/0	0/0	0/0		2/2	0/0	
12-Hudson	0/0	0/0	0/0	0/0	0/0	0/0	0/0	0/0	0/0	0/0	0/0	0/0		0/0	0/0	
22-McCall	2/6	4/13	7/15	12/24	3/8	3/10	1/2	0/3	6/15	0/0	6/7	2/3		10/21	0/0	
24-Hall	0/2	9/21	0/1	3/8	9/26	9/22	0/1	4/7	0/3	0/3	1/1	0/0		1/11	1/3	
25-Patterson	6/12	2/2	4/11	5/18	6/12	12/30	0/0	0/0	7/16	1/1	1/6	10/20		7/16	0/0	
31-Kirby	1/1	2/2	0/0	0/0	3/3	2/2	0/0	0/0	0/0	0/0	0/0	0/0		2/2	0/0	
32-Goss	0/0	2/2	0/0	2/2	3/3	1/1	0/0	1/1	0/0	1/1	0/0	0/0		10/10	0/0	
40-Borgman	0/0	0/0	0/0	0/0	0/0	0/0	0/0	0/0	0/0	0/0	0/0	0/0		1/1	0/0	
45-Brennan	10/14	4/6	1/6	3/13	6/22	12/30	3/3	1/2	5/9	1/2	1/4	4/5		1/5	1/2	

totals listed by season/career

SPECIALTY STATS (IUPUI/OPP)

PP = Points in the Paint; POT = Points off Turnover; 2nd = 2nd Chance Points; BP = Bench Points

Opponent	Result	PP	POT	2nd	BP	Lead	Largest Deficit	Largest Lead	Changes	Ties
# Carroll University	W, 65-56	34/20	32/4	14/15	14/15	14	5	6	4	
at Bradley	L, 53-68	18/20	13/13	14/10	5/34	3	18	3	1	
Anderson University	W, 75-43	38/18	27/12	12/5	24/11	33	-	0	0	
at Eastern Illinois	L, 79-80	42/33	11/19	9/12	4/20	7	3	9	13	
Morehead State	W, 67-61	24/30	16/12	8/6	17/8	11	-	0	1	
at Western Illinois	L, 77-90	34/32	22/11	20/3	28/26	2	28	1	1	
at Ball State	L, 64-83	28/40	15/19	6/14	40/28	1	28	2	0	
SIUE	L, 81-82	38/22	21/10	12/9	21/21	9	10	12	9	
at Purdue	L, 61-86	26/36	16/23	7/7	42/27	9	32	5	2	
at Washington State	L, 59-72	22/36	9/12	11/9	25/15	2	19	1	1	
at Gonzaga	L, 71-101	38/48	8/15	11/6	40/61	-	30	0	0	
IU Kokomo	W, 87-76	54/28	16/14	15/11	42/14	13	9	10	5	
*at Northern Kentucky	L, 59-77	26/38	15/14	13/8	18/26	9	19	1	2	
*at Wright State	L, 52-60	18/22	14/13	3/5	21/17	6	10	5	0	
*at Green Bay	W, 67-63	36/26	16/14	11/7	26/6	11	8	3	1	
*UIC	L, 65-70	36/30	24/14	6/6	20/16	13	7	1	4	
*Milwaukee	W, 72-71	20/36	15/8	14/15	16/14	6	8	8	7	
*Green Bay	W, 67-61	26/30	7/19	15/17	21/23	16	2	2	2	
*Detroit Mercy	W, 81-66	30/22	11/21	15/9	27/21	23	-	0	1	
*at Cleveland State	L, 67-70	34/36	17/21	11/9	17/15	1	17	6	4	
*at Youngstown State	L, 62-85	26/38	15/23	12/20	25/24	2	24	1	0	
*at UIC	L, 62-71	22/40	15/19	5/8	11/17	8	12	10	4	
*at Detroit Mercy	L, 60-74	30/28	13/23	11/10	23/0	-	18	0	0	
*at Oakland	L, 74-82	26/40	8/17	15/12	43/20	1	17	2	1	
*Cleveland State										
*Youngstown State										
*at Milwaukee										
*Oakland										
*Wright State										
*Northern Kentucky										
HL Tourney (1st rd)										
HL Tourney (2nd rd)										
HL Tourney (3rd rd)										
HL Semifinals										
HL Finals										
Season Highs		54/48	27/23	20/20	43/61	33	30	12	13	
Season Lows		18/18	7/8	3/3	4/0	-	-	-	-	
Totals		692/729	344/366	256/218	556/464	-	-	82	60	
Averages		30.1/31.7	15.0/15.9	11.1/9.5	24.2/20.2			3.6	2.6	

WIN/LOSS MARGINS

Margin	W	L
1	1	1
2		
3		2
4	1	
5		1
6	2	
7		
8		1
9		1
10		
11-15	1	4
16-20		2
21-30		3
30+	1	

2017-2018 IUPUI STATISTICS

THE STAT CREW SYSTEM IUPUI Combined Team Statistics (as of Feb 04, 2018) All games



RECORD:	OVERALL	HOME	AWAY	NEUTRAL
ALL GAMES	7-16	6-2	1-14	0-0
CONFERENCE	4-8	3-1	1-7	0-0
NON-CONFERENCE	3-8	3-1	0-7	0-0

#	Player	gp-gs	min	avg	Total		3-Point		F-Throw		Rebounds				pf	dq	a	to	blk	stl	pts	avg
					fg-fga	fg%	3fg-fga	3fg%	ft-fa	ft%	off	def	tot	avg								
45	BRENNAN, Aaron	23-23	624	27.1	108-240	.450	24-72	.333	46-60	.767	32	67	99	4.3	56	3	42	45	14	24	286	12.4
25	PATTERSON, Ron	23-21	649	28.2	91-219	.416	53-141	.376	17-24	.708	12	58	70	3.0	48	1	44	35	16	26	252	11.0
01	HENDERSON, T.J.	23-5	535	23.3	73-181	.403	29-90	.322	52-65	.800	15	40	55	2.4	40	0	43	56	3	20	227	9.9
24	HALL, Evan	22-22	482	21.9	71-167	.425	0-0	.000	22-75	.293	56	72	128	5.8	64	1	14	43	17	15	164	7.5
00	MINNETT, Jaylen	23-4	497	21.6	56-139	.403	41-103	.398	16-19	.842	11	19	30	1.3	39	0	29	35	1	12	169	7.3
22	McCALL, D.J.	22-20	582	26.5	55-120	.458	10-31	.323	22-40	.550	39	57	96	4.4	51	2	43	32	8	40	142	6.5
10	ROGERS, Nick	20-18	505	25.3	28-97	.289	10-39	.256	38-51	.745	6	25	31	1.6	43	0	70	42	1	11	104	5.2
31	KIRBY, Maurice	23-1	357	15.5	47-94	.500	0-0	.000	18-31	.581	29	63	92	4.0	46	0	11	20	5	7	112	4.9
32	GOSS, Elyjah	23-0	309	13.4	32-77	.416	3-11	.273	18-24	.750	31	50	81	3.5	32	0	9	15	9	9	85	3.7
35	THOMAS, Noah	2-0	8	4.0	1-1	1.000	0-0	.000	2-2	1.000	1	3	4	2.0	3	0	0	0	1	0	4	2.0
12	HUDSON, Chad	7-0	25	3.6	2-6	.333	0-3	.000	5-7	.714	0	1	1	0.1	7	0	2	2	0	0	9	1.3
40	BORGMAN, Evan	8-1	27	3.4	2-5	.400	0-1	.000	4-6	.667	2	3	5	0.6	2	0	0	3	0	0	8	1.0
Team											43	34	77		1		7					
Total.....		0	4600		566-1346	.421	170-491	.346	260-404	.644	277	492	769	0.0	432	7	307	335	75	164	1562	0.0
Opponents.....		0	4600		590-1224	.482	162-448	.362	350-473	.740	212	580	792	0.0	390	6	321	353	92	173	1692	0.0

TEAM STATISTICS	IUPUI	OPP
SCORING	1562	1692
Points per game	67.9	73.6
Scoring margin	-5.7	-
FIELD GOALS-ATT	566-1346	590-1224
Field goal pct	.421	.482
3 POINT FG-ATT	170-491	162-448
3-point FG pct	.346	.362
3-pt FG made per game	7.4	7.0
FREE THROWS-ATT	260-404	350-473
Free throw pct	.644	.740
F-Throws made per game	11.3	15.2
REBOUNDS	769	792
Rebounds per game	33.4	34.4
Rebounding margin	-1.0	-
ASSISTS	307	321
Assists per game	13.3	14.0
TURNOVERS	335	353
Turnovers per game	14.6	15.3
Turnover margin	+0.8	-
Assist/turnover ratio	0.9	0.9
STEALS	164	173
Steals per game	7.1	7.5
BLOCKS	75	92
Blocks per game	3.3	4.0
ATTENDANCE	7062	52912
Home games-Avg/Game	8-883	15-3527
Neutral site-Avg/Game	-	0-0

Date	Opponent	Score	Att.
11/11/17	at Bradley	L 53-68	4936
11/13/17	ANDERSON	w 75-43	1175
11/17/17	at Eastern Illinois	L 79-80	769
11/21/17	MOREHEAD STATE	w 67-61	1012
11/28/17	at Western Illinois	L 77-90	589
12/02/17	at Ball State	L 64-83	3505
12/06/17	SIUE	L 81-82	809
12/10/17	at Purdue	L 61-86	13641
12/16/17	at Washington State	L 59-72	2240
12/18/17	at Gonzaga	L 71-101	6000
12/22/17	IU KOKOMO	w 87-76	615
* 12/28/17	at Northern Kentucky	L 59-77	4203
* 12/30/17	at Wright State	L 52-60	3649
* 01/02/18	at Green Bay	w 67-63	1932
* 01/04/18	UIC	L 65-70	815
* 01/10/18	MILWAUKEE	w 72-71	1002
* 01/12/18	GREEN BAY	w 67-61	827
* 01/16/18	DETROIT MERCY	w 81-66	807
* 01/18/18	at Cleveland State	L 67-70	1125
* 01/20/18	at Youngstown State	L 62-85	3222
* 01/27/18	at UIC	L 62-71	3373
* 2/2/18	at Detroit Mercy	L 60-74	1018
* 02/04/18	at Oakland	L 74-82	2710

* = Horizon League game

Score by Periods	1st	2nd	Totals
IUPUI	732	830	1562
Opponents	806	886	1692

2017-2018 IUPUI HORIZON LEAGUE ONLY STATISTICS

THE STAT CREW SYSTEM IUPUI Combined Team Statistics (as of Feb 04, 2018) Conference games only



RECORD:	OVERALL	HOME	AWAY	NEUTRAL
ALL GAMES	4-8	3-1	1-7	0-0
CONFERENCE	4-8	3-1	1-7	0-0
NON-CONFERENCE	0-0	0-0	0-0	0-0

#	Player	gp-gs	min	avg	Total		3-Point		F-Throw		Rebounds				pf	dq	a	to	blk	stl	pts	avg
					fg-fga	fg%	3fg-fga	3fg%	ft-fa	ft%	off	def	tot	avg								
45	BRENNAN, Aaron	12-12	342	28.5	56-122	.459	16-36	.444	28-37	.757	17	41	58	4.8	27	1	24	28	6	13	156	13.0
25	PATTERSON, Ron	12-11	331	27.6	45-110	.409	26-68	.382	8-14	.571	6	33	39	3.3	25	1	19	21	11	13	124	10.3
01	HENDERSON, T.J.	12-0	234	19.5	36-96	.375	16-46	.348	14-17	.824	4	17	21	1.8	24	0	14	30	0	11	102	8.5
00	MINNETT, Jaylen	12-0	241	20.1	30-73	.411	24-59	.407	3-5	.600	3	10	13	1.1	19	0	13	22	0	5	87	7.3
24	HALL, Evan	12-12	279	23.3	35-90	.389	0-0	.000	15-48	.313	42	47	89	7.4	36	1	8	25	10	13	85	7.1
22	McCALL, D.J.	12-12	325	27.1	30-61	.492	6-18	.333	15-25	.600	16	37	53	4.4	28	0	26	15	6	21	81	6.8
10	ROGERS, Nick	12-12	322	26.8	18-60	.300	6-23	.261	36-46	.783	4	18	22	1.8	24	0	44	25	0	7	78	6.5
31	KIRBY, Maurice	12-0	173	14.4	20-42	.476	0-0	.000	8-16	.500	10	27	37	3.1	25	0	4	8	4	2	48	4.0
32	GOSS, Elyjah	12-0	145	12.1	10-30	.333	0-2	.000	5-9	.556	15	19	34	2.8	14	0	2	7	6	4	25	2.1
12	HUDSON, Chad	2-0	2	1.0	1-2	.500	0-1	.000	0-0	.000	0	0	0	0.0	0	0	0	0	0	0	2	1.0
40	BORGMAN, Evan	3-1	6	2.0	0-1	.000	0-0	.000	0-2	.000	1	0	1	0.3	0	0	0	0	0	0	0	0.0
Team											27	18	45				5					
Total.....		12	2400		281-687	.409	94-253	.372	132-219	.603	145	267	412	34.3	222	3	154	186	43	89	788	65.7
Opponents.....		12	2400		299-643	.465	68-215	.316	184-243	.757	110	306	416	34.7	205	3	159	184	48	104	850	70.8

TEAM STATISTICS	IUPUI	OPP
SCORING	788	850
Points per game	65.7	70.8
Scoring margin	-5.2	-
FIELD GOALS-ATT	281-687	299-643
Field goal pct	.409	.465
3 POINT FG-ATT	94-253	68-215
3-point FG pct	.372	.316
3-pt FG made per game	7.8	5.7
FREE THROWS-ATT	132-219	184-243
Free throw pct	.603	.757
F-Throws made per game	11.0	15.3
REBOUNDS	412	416
Rebounds per game	34.3	34.7
Rebounding margin	-0.3	-
ASSISTS	154	159
Assists per game	12.8	13.3
TURNOVERS	186	184
Turnovers per game	15.5	15.3
Turnover margin	-0.2	-
Assist/turnover ratio	0.8	0.9
STEALS	89	104
Steals per game	7.4	8.7
BLOCKS	43	48
Blocks per game	3.6	4.0
ATTENDANCE	3451	21232
Home games-Avg/Game	4-863	8-2654
Neutral site-Avg/Game	-	0-0

Date	Opponent		Score	Att.
* 12/28/17	at Northern Kentucky	L	59-77	4203
* 12/30/17	at Wright State	L	52-60	3649
* 01/02/18	at Green Bay	W	67-63	1932
* 01/04/18	UIC	L	65-70	815
* 01/10/18	MILWAUKEE	W	72-71	1002
* 01/12/18	GREEN BAY	W	67-61	827
* 01/16/18	DETROIT MERCY	W	81-66	807
* 01/18/18	at Cleveland State	L	67-70	1125
* 01/20/18	at Youngstown State	L	62-85	3222
* 01/27/18	at UIC	L	62-71	3373
* 2/2/18	at Detroit Mercy	L	60-74	1018
* 02/04/18	at Oakland	L	74-82	2710

* = Horizon League game

MOTOR CITY MADNESS

The 2018 Little Caesars Horizon League Men's & Women's Basketball Championship will take place March 2-6 at the brand new Little Caesars Arena in Detroit, Mich. Tickets can be purchased now at campus box offices or at Horizon-League.com.

Little Caesars Arena is located in the heart of The District Detroit, a 50-block, mixed-use development that unites eight world-class theaters, five neighborhoods and three professional sports venues in one vibrant, walkable destination for people who want to live, work and play in an exciting urban environment. Home to the Detroit Tigers, Detroit Red Wings, Detroit Pistons and Detroit Lions — The District Detroit represents the greatest density of professional sports teams in one downtown core in the country.



Score by Periods	1st	2nd	Totals
IUPUI	384	404	788
Opponents	404	446	850

2017-2018 STATISTICAL SPLITS

Wins (7 total)

#	Player	gp-gs	min	avg	Total		3-Point		F-Throw		Rebounds				pf	dq	a	to	blk	stl	pts	avg
					fg-fga	fg%	3fg-fga	3fg%	ft-fa	ft%	off	def	tot	avg								
45	BRENNAN, Aaron	7-7	195	27.9	38-76	.500	10-25	.400	18-25	.720	11	32	43	6.1	16	0	19	18	4	6	104	14.9
25	PATTERSON, Ron	7-7	200	28.6	28-60	.467	15-41	.366	10-11	.909	3	21	24	3.4	18	1	17	12	6	10	81	11.6
01	HENDERSON, T.J.	7-2	157	22.4	27-51	.529	12-26	.462	11-14	.786	4	18	22	3.1	11	0	11	16	3	5	77	11.0
00	MINNETT, Jaylen	7-1	145	20.7	18-42	.429	12-29	.414	3-4	.750	2	6	8	1.1	10	0	10	10	1	3	51	7.3
24	HALL, Evan	6-6	135	22.5	18-44	.409	0-0	.000	7-27	.259	18	23	41	6.8	19	1	3	13	8	7	43	7.2
22	McCALL, D.J.	7-6	183	26.1	19-34	.559	5-9	.556	6-15	.400	8	18	26	3.7	14	0	19	12	5	16	49	7.0
10	ROGERS, Nick	6-5	153	25.5	9-37	.243	2-11	.182	14-19	.737	2	11	13	2.2	13	0	22	10	0	3	34	5.7
31	KIRBY, Maurice	7-1	110	15.7	16-31	.516	0-0	.000	5-9	.556	9	25	34	4.9	15	0	2	6	3	2	37	5.3
35	THOMAS, Noah	1-0	6	6.0	1-1	1.000	0-0	.000	2-2	1.000	1	3	4	4.0	3	0	0	0	1	0	4	4.0
32	GOSS, Elyjah	7-0	89	12.7	8-18	.444	0-0	.000	9-12	.750	10	19	29	4.1	12	0	2	3	5	0	25	3.6
40	BORGMAN, Evan	2-0	14	7.0	2-4	.500	0-1	.000	2-2	1.000	1	2	3	1.5	2	0	0	3	0	0	6	3.0
12	HUDSON, Chad	2-0	13	6.5	0-1	.000	0-1	.000	5-6	.833	0	0	0	0.0	2	0	1	2	0	0	5	2.5
Team											12	12	24					2				
Total.....		7	1400		184-399	.461	56-143	.392	92-146	.630	81	190	271	38.7	135	2	106	107	36	52	516	73.7
Opponents.....		7	1400		152-384	.396	42-148	.284	95-139	.683	68	167	235	33.6	134	1	70	112	23	50	441	63.0

Losses (16 total)

#	Player	gp-gs	min	avg	Total		3-Point		F-Throw		Rebounds				pf	dq	a	to	blk	stl	pts	avg
					fg-fga	fg%	3fg-fga	3fg%	ft-fa	ft%	off	def	tot	avg								
45	BRENNAN, Aaron	16-16	429	26.8	70-164	.427	14-47	.298	28-35	.800	21	35	56	3.5	40	3	23	27	10	18	182	11.4
25	PATTERSON, Ron	16-14	449	28.1	63-159	.396	38-100	.380	7-13	.538	9	37	46	2.9	30	0	27	23	10	16	171	10.7
01	HENDERSON, T.J.	16-3	378	23.6	46-130	.354	17-64	.266	41-51	.804	11	22	33	2.1	29	0	32	40	0	15	150	9.4
24	HALL, Evan	16-16	347	21.7	53-123	.431	0-0	.000	15-48	.313	38	49	87	5.4	45	0	11	30	9	8	121	7.6
00	MINNETT, Jaylen	16-3	352	22.0	38-97	.392	29-74	.392	13-15	.867	9	13	22	1.4	29	0	19	25	0	9	118	7.4
22	McCALL, D.J.	15-14	399	26.6	36-86	.419	5-22	.227	16-25	.640	31	39	70	4.7	37	2	24	20	3	24	93	6.2
10	ROGERS, Nick	14-13	352	25.1	19-60	.317	8-28	.286	24-32	.750	4	14	18	1.3	30	0	48	32	1	8	70	5.0
31	KIRBY, Maurice	16-0	247	15.4	31-63	.492	0-0	.000	13-22	.591	20	38	58	3.6	31	0	9	14	2	5	75	4.7
32	GOSS, Elyjah	16-0	220	13.8	24-59	.407	3-11	.273	9-12	.750	21	31	52	3.3	20	0	7	12	4	9	60	3.8
12	HUDSON, Chad	5-0	12	2.4	2-5	.400	0-2	.000	0-1	.000	0	1	1	0.2	5	0	1	0	0	0	4	0.8
40	BORGMAN, Evan	6-1	13	2.2	0-1	.000	0-0	.000	2-4	.500	1	1	2	0.3	0	0	0	0	0	0	2	0.3
35	THOMAS, Noah	1-0	2	2.0	0-0	.000	0-0	.000	0-0	.000	0	0	0	0.0	0	0	0	0	0	0	0	0.0
Team											31	22	53		1			5				
Total.....		16	3200		382-947	.403	114-348	.328	168-258	.651	196	302	498	31.1	297	5	201	228	39	112	1046	65.4
Opponents.....		16	3200		438-840	.521	120-300	.400	255-334	.763	144	413	557	34.8	256	5	251	241	69	123	1251	78.2

Home (6-2)

#	Player	gp-gs	min	avg	Total		3-Point		F-Throw		Rebounds				pf	dq	a	to	blk	stl	pts	avg
					fg-fga	fg%	3fg-fga	3fg%	ft-fa	ft%	off	def	tot	avg								
45	BRENNAN, Aaron	8-8	236	29.5	49-99	.495	13-33	.394	25-33	.758	14	37	51	6.4	18	0	22	18	8	9	136	17.0
25	PATTERSON, Ron	8-8	233	29.1	33-76	.434	17-51	.333	10-11	.909	5	18	23	2.9	18	0	18	13	11	11	93	11.6
01	HENDERSON, T.J.	8-2	188	23.5	27-63	.429	11-34	.324	17-22	.773	5	18	23	2.9	12	0	15	16	3	8	82	10.3
24	HALL, Evan	7-7	162	23.1	24-54	.444	0-0	.000	7-30	.233	17	25	42	6.0	24	1	4	10	8	8	55	7.9
22	McCALL, D.J.	8-7	213	26.6	22-39	.564	5-8	.625	5-14	.357	11	18	29	3.6	19	1	20	13	6	17	54	6.8
00	MINNETT, Jaylen	8-1	148	18.5	18-37	.486	11-27	.407	4-5	.800	2	5	7	0.9	13	0	11	12	1	2	51	6.4
31	KIRBY, Maurice	8-1	120	15.0	20-34	.588	0-0	.000	5-11	.455	9	28	37	4.6	16	0	4	9	3	2	45	5.6
10	ROGERS, Nick	7-6	181	25.9	8-32	.250	2-12	.167	19-25	.760	2	11	13	1.9	16	0	30	12	0	3	37	5.3
35	THOMAS, Noah	1-0	6	6.0	1-1	1.000	0-0	.000	2-2	1.000	1	3	4	4.0	3	0	0	0	1	0	4	4.0
32	GOSS, Elyjah	8-0	86	10.8	9-19	.474	0-0	.000	9-12	.750	10	18	28	3.5	14	0	2	2	5	1	27	3.4
40	BORGMAN, Evan	2-0	14	7.0	2-4	.500	0-1	.000	2-2	1.000	1	2	3	1.5	2	0	0	3	0	0	6	3.0
12	HUDSON, Chad	2-0	13	6.5	0-1	.000	0-1	.000	5-6	.833	0	0	0	0.0	2	0	1	2	0	0	5	2.5
Team											18	13	31					4				
Total.....		8	1600		213-459	.464	59-167	.353	110-173	.636	95	196	291	36.4	157	2	127	114	46	61	595	74.4
Opponents.....		8	1600		182-428	.425	54-156	.346	112-165	.679	80	185	265	33.1	160	2	82	130	30	48	530	66.2

Road (1-14)

Road (1-14)		Total				3-Point		F-Throw		Rebounds												
#	Player	gp-gs	min	avg	fg-fga	fg%	3fg-fga	3fg%	ft-fa	ft%	off	def	tot	avg	pf	dq	a	to	blk	stl	pts	avg
25	PATTERSON, Ron	15-13	416	27.7	58-143	.406	36-90	.400	7-13	.538	7	40	47	3.1	30	1	26	22	5	15	159	10.6
45	BRENNAN, Aaron	15-15	388	25.9	59-141	.418	11-39	.282	21-27	.778	18	30	48	3.2	38	3	20	27	6	15	150	10.0
01	HENDERSON, T.J.	15-3	347	23.1	46-118	.390	18-56	.321	35-43	.814	10	22	32	2.1	28	0	28	40	0	12	145	9.7
00	MINNETT, Jaylen	15-3	349	23.3	38-102	.373	30-76	.395	12-14	.857	9	14	23	1.5	26	0	18	23	0	10	118	7.9
24	HALL, Evan	15-15	320	21.3	47-113	.416	0-0	.000	15-45	.333	39	47	86	5.7	40	0	10	33	9	7	109	7.3
22	McCALL, D.J.	14-13	369	26.4	33-81	.407	5-23	.217	17-26	.654	28	39	67	4.8	32	1	23	19	2	23	88	6.3
10	ROGERS, Nick	13-12	324	24.9	20-65	.308	8-27	.296	19-26	.731	4	14	18	1.4	27	0	40	30	1	8	67	5.2
31	KIRBY, Maurice	15-0	237	15.8	27-60	.450	0-0	.000	13-20	.650	20	35	55	3.7	30	0	7	11	2	5	67	4.5
32	GOSS, Elyjah	15-0	223	14.9	23-58	.397	3-11	.273	9-12	.750	21	32	53	3.5	18	0	7	13	4	8	58	3.9
12	HUDSON, Chad	5-0	12	2.4	2-5	.400	0-2	.000	0-1	.000	0	1	1	0.2	5	0	1	0	0	0	4	0.8
40	BORGMAN, Evan	6-1	13	2.2	0-1	.000	0-0	.000	2-4	.500	1	1	2	0.3	0	0	0	0	0	0	2	0.3
35	THOMAS, Noah	1-0	2	2.0	0-0	.000	0-0	.000	0-0	.000	0	0	0	0.0	0	0	0	0	0	0	0	0.0
Team											25	21	46		1			3				
Total.....		15	3000		353-887	.398	111-324	.343	150-231	.649	182	296	478	31.9	275	5	180	221	29	103	967	64.5
Opponents.....		15	3000		408-796	.513	108-292	.370	238-308	.773	132	395	527	35.1	230	4	239	223	62	125	1162	77.5

2017-2018 INDIVIDUAL SUPERLATIVES

	IUPUI	Opponent
Points	25 - three times	27 - four times
Field Goals Made	12 - Aaron Brennan at E. Illinois (11/17/17)	11 - twice
Field Goals Attempted	20 - D.J. McCall at W. Illinois (11/28/17)	18 - Cameron Morse at Y'town St. (1/20/18)
Highest FG Pct. (min. 5 made)	.750 (6-8) - Aaron Brennan at Y'town St. (1/20/18)	1.000 (5-5) - Trey Moses at Ball State (12/2/17)
3-Pt Field Goals Made	6 - Ron Patterson at UIC (1/27/18)	7 - Terrell Lewis at E. Illinois (11/17/17)
3-Pt Field Goals Attempted	13 - Ron Patterson at Washington St. (12/16/17)	9 - three times
3-Pt FG Pct. (min. 3 made)	1.000 (3-3) - twice	1.000 (3-3) - David McFarland vs. SIUE (12/6/17)
Free Throws Made	8 - twice	10 - Killian Tillie at Gonzaga (12/18/17)
Free Throws Attempted	10 - twice	13 - Jajuan Starks at E. Illinois (11/17/17)
Free Throw Pct. (min. 5 made)	1.000 (8-8) - Nick Rogers vs. UDM (1/16/18)	1.000 (10-10) - Killian Tillie at Gonzaga (12/18/17)
Offensive Rebounds	7 - three times	5 - twice
Defensive Rebounds	8 - three times	13 - twice
Total Rebounds	12 - Elijah Goss vs. Anderson (11/13/17)	14 - twice
Assists	6 - four times	9 - Eddie Miles vs. IU Kokomo (12/22/17)
Turnovers	5 - three times	8 - Justin Mitchell at Wright State (12/30/17)
Blocked Shots	3 - three times	5 - Brandon Gilbeck at W. Illinois (11/28/17)
Steals	4 - three times	5 - Jordan Blount at UIC (1/27/18)
Minutes Played (regulation game)	38 - twice	40 - twice
Minutes Played (OT game)		

2017-2018 TEAM SUPERLATIVES

IUPUI High	IUPUI Low	Statistical Category	Opponent High	Opponent Low
87 vs. IUK (12/22)	52 at Wright St. (12/30)	Points	101 at Gonzaga (12/18)	43 vs. Anderson (11/13)
45 vs. UDM (1/16)	19 - twice	First Half Points	49 at Oakland (2/4)	21 vs. Anderson (11/13)
53 at W. Illinois (11/28)	24 vs. UIC (1/4)	Second Half Points	54 at Gonzaga (12/18)	22 vs. Anderson (11/13)
34 - twice	15 at Bradley (11/11)	Field Goals	34 at Gonzaga (12/18)	13 vs. Anderson (11/13)
73 at W. Illinois (11/28)	45 vs. Morehead St. (11/21)	Field Goal Attempts	65 vs. IUK (12/22)	43 vs. UIC (1/4)
.596 at E. Illinois (11/17)	.283 at Bradley (11/11)	FG Percentage	.680 at Gonzaga (12/18)	.255 vs. Anderson (11/13)
14 vs. Milwaukee (1/10)	4 vs. UIC (1/4)	3-Point Field Goals	12 at Bradley (11/11)	1 at Green Bay (1/2)
31 at Washington St. (12/16)	15 at Y'town St. (1/25)	3-Point Field Goal Att.	29 vs. UDM (1/16)	9 vs. UIC (1/4)
.560 vs. Milwaukee (1/10)	.211 vs. UIC (1/4)	3-Point FG Percentage	.688 vs. SIUE (12/6)	.059 at Green Bay (1/2)
22 vs. Morehead St. (11/21)	1 at Washington St. (12/16)	Free Throws	26 - twice	6 at Bradley (11/11)
32 vs. Morehead St. (11/21)	2 at Washington St. (12/16)	Free Throw Attempts	34 vs. UIC (1/4)	9 at Washington St. (12/16)
.867 at Ball State (12/2)	.400 at Y'town St. (1/25)	Free Throw Percentage	.941 at Purdue (12/10)	.500 at Bradley (11/11)
18 at W. Illinois (11/28)	7 at Wright St. (12/30)	Offensive Rebounds	18 at Y'town St. (1/25)	5 - twice
32 vs. IUK (12/22)	11 at Y'town St. (1/25)	Defensive Rebounds	32 - three times	16 at E. Illinois (11/17)
46 vs. Green Bay (1/12)	19 at Y'town St. (1/25)	Total Rebounds	41 at UIC (1/27)	26 at E. Illinois (11/17)
28 - twice	10 at Y'town St. (1/25)	Fouls	25 - twice	8 at Washington St. (12/16)
21 vs. SIUE (12/6)	8 at Bradley (11/11)	Assists	20 - three times	6 vs. Anderson (11/13)
21 at Cleveland St. (1/18)	9 at Washington St. (12/16)	Turnovers	23 vs. Anderson (11/13)	9 at Oakland (2/4)
9 - twice	0 - twice	Blocked Shots	9 at UIC (1/27)	1 - three times
10 - twice	2 at Oakland (2/4)	Steals	13 at Cleveland St. (1/18)	3 - three times

2017-2018 GAME-BY-GAME LEADERS / STARTING FIVES

Opponent	Starting 5	Points	Rebounds	Assists	Blocks	Steals
Carroll University #	Minnett-Henderson-Patterson-Hall-Brennan	Brennan (15)	Kirby (9)	Henderson (4)	Kirby (3)	Henderson (6)
at Bradley	Minnett-Henderson-Patterson-Hall-Brennan	Patterson (16)	Hall (7)	Henderson (3)	Hall (1)	Henderson (2)
Anderson	Minnett-Henderson-Patterson-Kirby-Brennan	Brennan (18)	Goss (12)	McCall (4)	Goss (3)	Henderson (3)
at Eastern Illinois	Minnett-Henderson-Patterson-Hall-Brennan	Brennan (25)	Brennan (7)	Patterson (6)	---	Patterson (2)
Morehead State	Henderson-McCall-Patterson-Hall-Brennan	Brennan (15)	Brennan (7)	2 tied w/ (3)	2 tied w/ (1)	McCall (2)
at Western Illinois	Henderson-McCall-Patterson-Hall-Brennan	McCall (25)	McCall (8)	Rogers (4)	w tied w/ (1)	2 tied w/ (2)
at Ball State	Minnett-Rogers-McCall-Hall-Brennan	Patterson (14)	Kirby (7)	3 tied w/ (2)	Rogers (1)	2 tied w/ (3)
SIUE	Henderson-Rogers-Patterson-Hall-Brennan	Brennan (25)	McCall (9)	Rogers (5)	2 tied w/ (3)	McCall (4)
at Purdue	Rogers-McCall-Patterson-Hall-Brennan	Kirby (16)	Goss (6)	Minnett (2)	Hall (1)	McCall (4)
at Washington St.	Rogers-McCall-Patterson-Hall-Brennan	Patterson (19)	Patterson (6)	2 tied w/ (3)	Brennan (2)	McCall (2)
at Gonzaga	Rogers-McCall-Patterson-Hall-Brennan	Henderson (18)	Kirby (5)	Rogers (5)	---	Patterson (2)
IU Kokomo	Rogers-McCall-Patterson-Hall-Brennan	Henderson (19)	Henderson (8)	Patterson (5)	4 tied w/ (1)	McCall (3)
at Northern Ky.	Rogers-McCall-Patterson-Hall-Brennan	McCall (11)	McCall (7)	Rogers (3)	Goss (2)	McCall (2)
at Wright State	Rogers-McCall-Patterson-Hall-Brennan	Minnett (11)	Hall (6)	3 tied w/ (2)	2 tied w/ (1)	Goss (2)
at Green Bay	Rogers-McCall-Patterson-Hall-Brennan	Henderson (13)	Hall (10)	3 tied w/ (3)	Hall (2)	McCall (4)
UIC	Rogers-McCall-Patterson-Hall-Brennan	Brennan (18)	Hall (7)	Rogers (6)	2 tied w/ (2)	Henderson (3)
Milwaukee	Rogers-McCall-Patterson-Hall-Brennan	Brennan (22)	Hall (9)	Rogers (5)	Hall (2)	Hall (3)
Green Bay	Rogers-McCall-Patterson-Hall-Brennan	Patterson (16)	Brennan (11)	McCall (4)	Patterson (2)	2 tied w/ (3)
Detroit Mercy	Rogers-McCall-Patterson-Hall-Brennan	Brennan (15)	2 tied w/ (7)	Rogers (6)	2 tied w/ (2)	3 tied w/ (2)
at Cleveland State	Rogers-McCall-Patterson-Hall-Brennan	Brennan (17)	McCall (7)	McCall (6)	Kirby (1)	McCall (3)
at Y'town State	Rogers-McCall-Patterson-Hall-Brennan	Brennan (14)	Patterson (5)	McCall (4)	Hall (2)	2 tied w/ (2)
at UIC	Rogers-McCall-Patterson-Hall-Brennan	Patterson (18)	Hall (11)	Rogers (5)	Patterson (2)	Brennan (3)
at Detroit Mercy	Rogers-McCall-Patterson-Hall-Brennan	Minnett (12)	Hall (9)	Patterson (3)	3 tied w/ (1)	2 tied w/ (2)
at Oakland	Rogers-McCall-Borgman-Hall-Brennan	2 tied w/ (16)	Hall (11)	Rogers (4)	2 tied w/ (1)	2 tied w/ (1)
Cleveland State						
Y'town State						
at Milwaukee						
Oakland						
Wright State						
Northern Ky.						
HL 1st Rd.						
HL 2nd Rd.						
HL 3rd Rd.						
HL Semis						
HL Finals						

2017-2018 POINTS-REBOUNDS-ASSISTS

Opponent	Date	Score	00	01	10	12	22	24	25
			MINNETT,JA	HENDERSON,	ROGERS,NIC	HUDSON,CHA	MCCALL,DJ	HALL,EVAN	PATTERSON,
at Bradley	11/11/17	53-68	L	5-2-1	10-3-3	DNP	0-1-0	DNP	11-7-1
ANDERSON	11/13/17	75-43	w	5-0-2	10-2-3	DNP	3-0-1	3-2-4	DNP
at Eastern Illinois	11/17/17	79-80	L	8-1-1	10-3-5	DNP	DNP	0-5-0	13-5-2
MOREHEAD STATE	11/21/17	67-61	w	11-0-2	11-5-3	0-2-2	DNP	8-4-3	6-1-0
at Western Illinois	11/28/17	77-90	L	12-4-2	7-2-2	4-0-4	DNP	25-8-1	4-6-0
at Ball State	12/02/17	64-83	L	8-0-1	11-1-2	5-1-2	DNP	0-6-2	4-3-0
SIUE	12/06/17	81-82	L	3-1-1	10-3-4	7-0-5	DNP	8-9-2	12-4-1
at Purdue	12/10/17	61-86	L	12-3-2	10-1-1	6-1-1	2-0-1	4-2-1	0-1-1
at Washington State	12/16/17	59-72	L	5-4-1	9-2-3	2-5-3	DNP	3-1-2	4-4-0
at Gonzaga	12/18/17	71-101	L	5-0-1	18-4-1	0-0-5	0-0-0	4-4-0	12-4-0
IU KOKOMO	12/22/17	87-76	w	8-2-2	19-8-2	2-0-4	2-0-0	6-2-2	13-4-1
at Northern Kentucky	12/28/17	59-77	L	3-0-2	7-4-1	5-1-3	2-0-0	11-7-1	9-2-0
at Wright State	12/30/17	52-60	L	11-1-2	6-1-1	6-1-2	DNP	5-3-0	3-6-1
at Green Bay	01/02/18	67-63	w	9-2-0	13-3-1	11-4-3	DNP	5-9-3	10-10-1
UIC	01/04/18	65-70	L	6-0-0	8-1-1	7-4-6	DNP	2-3-2	10-7-1
MILWAUKEE	01/10/18	72-71	w	6-0-3	5-1-0	9-2-5	DNP	9-1-2	4-9-1
GREEN BAY	01/12/18	67-61	w	4-1-1	8-1-0	4-4-2	DNP	5-5-4	6-10-0
DETROIT MERCY	01/16/18	81-66	w	8-3-0	11-2-2	8-1-6	DNP	13-3-1	4-7-0
at Cleveland State	01/18/18	67-70	L	4-1-0	8-2-2	6-2-4	DNP	7-7-6	11-4-1
at Youngstown State	01/20/18	62-85	L	8-0-1	11-1-2	1-0-2	0-0-0	6-1-4	7-3-0
at UIC	01/27/18	62-71	L	0-3-2	2-1-2	11-1-5	DNP	6-3-0	8-11-0
at Detroit Mercy	2/2/18	60-74	L	12-2-0	9-2-2	4-1-2	DNP	6-7-2	10-9-1
at Oakland	02/04/18	74-82	L	16-0-2	14-2-0	6-1-4	DNP	6-4-1	3-11-2

Opponent	Date	Score	31	32	35	40	45
			KIRBY,MAUR	GOSS,ELY,JA	THOMAS,NOA	BORGMAN,EV	BRENNAN,AA
at Bradley	11/11/17	53-68	L	1-5-0	2-6-0	DNP	2-1-0
ANDERSON	11/13/17	75-43	w	9-9-1	8-12-0	4-4-0	6-3-0
at Eastern Illinois	11/17/17	79-80	L	0-4-2	4-0-1	DNP	DNP
MOREHEAD STATE	11/21/17	67-61	w	2-2-0	4-4-0	DNP	DNP
at Western Illinois	11/28/17	77-90	L	2-3-1	10-1-1	DNP	DNP
at Ball State	12/02/17	64-83	L	8-7-1	7-6-1	DNP	DNP
SIUE	12/06/17	81-82	L	6-4-1	2-1-0	DNP	DNP
at Purdue	12/10/17	61-86	L	16-4-1	2-6-1	0-0-0	0-0-0
at Washington State	12/16/17	59-72	L	2-5-0	9-2-0	DNP	DNP
at Gonzaga	12/18/17	71-101	L	11-5-0	6-4-1	DNP	0-0-0
IU KOKOMO	12/22/17	87-76	w	7-7-0	6-5-2	DNP	0-0-0
at Northern Kentucky	12/28/17	59-77	L	4-4-0	2-2-0	DNP	0-1-0
at Wright State	12/30/17	52-60	L	2-3-0	2-4-0	DNP	DNP
at Green Bay	01/02/18	67-63	w	4-2-0	0-3-0	DNP	DNP
UIC	01/04/18	65-70	L	6-1-1	0-1-0	DNP	DNP
MILWAUKEE	01/10/18	72-71	w	5-6-0	0-1-0	DNP	DNP
GREEN BAY	01/12/18	67-61	w	6-4-0	3-1-0	DNP	DNP
DETROIT MERCY	01/16/18	81-66	w	4-4-1	4-3-0	DNP	DNP
at Cleveland State	01/18/18	67-70	L	3-3-0	2-2-0	DNP	DNP
at Youngstown State	01/20/18	62-85	L	6-2-0	0-3-1	DNP	0-0-0
at UIC	01/27/18	62-71	L	2-3-1	7-3-0	DNP	DNP
at Detroit Mercy	2/2/18	60-74	L	2-1-1	0-2-0	DNP	DNP
at Oakland	02/04/18	74-82	L	4-4-0	5-9-1	DNP	0-0-0

2017-2018 COMPARISON STATISTICS

Opponent	1st	2nd	Score	Mar	Total FG	FG Pct	3-Pointers	3FG Pct	Free Throws	FT Pct	Rebounds	Assist	T/Over	Block	Steal	Fouls
Bradley	19/28	34/40	53-68	(15)	15-53/25-56	.283/.446	6-20/12-21	.300/.571	17-20/6-12	.850/.500	35/39 (4)	8/20	12/14	1/3	6/4	17/20
ANDERSON	41/21	34/22	75-43	+32	29-56/13-51	.518/.255	6-18/4-24	.333/.167	11-14/13-24	.786/.542	41/32 +9	17/6	19/23	9/4	9/8	21/17
Eastern Illinois	41/38	38/42	79-80	(1)	34-57/24-47	.596/.511	8-17/9-20	.471/.450	3-7/23-31	.429/.742	29/26 +3	19/12	15/10	0/1	5/8	20/13
MOREHEAD STATE	32/25	35/36	67-61	+6	20-45/22-51	.444/.431	5-16/5-20	.313/.250	22-32/12-18	.688/.667	31/31 -	13/7	14/18	2/4	5/4	22/25
Western Illinois	24/48	53/42	77-90	(13)	29-73/29-48	.397/.604	9-30/10-17	.300/.588	10-18/22-26	.556/.846	34/37 (3)	14/14	10/17	2/8	8/3	21/14
Ball State	23/41	41/42	64-83	(19)	22-58/31-58	.379/.534	7-21/10-28	.333/.357	13-15/11-17	.867/.647	30/36 (6)	11/19	18/15	1/4	10/7	18/15
SIUE	41/42	40/40	81-82	(1)	30-60/27-47	.500/.574	6-23/11-16	.261/.688	15-26/17-25	.577/.680	31/30 +1	21/13	10/16	9/4	8/3	20/25
Purdue	31/40	30/46	61-86	(25)	23-54/31-57	.426/.544	7-21/8-26	.333/.308	8-11/16-17	.727/.941	26/30 (4)	10/20	18/13	1/3	7/11	18/11
Washington State	30/36	29/36	59-72	(13)	24-71/28-51	.338/.549	10-31/8-20	.323/.400	1-2/8-9	.500/.889	33/37 (4)	11/20	9/14	3/8	6/6	12/8
Gonzaga	31/47	40/54	71-101	(30)	25-64/34-50	.391/.680	5-22/8-18	.277/.444	16-21/25-29	.762/.862	24/38 (14)	9/16	10/17	0/2	4/7	23/20
IU KOKOMO	35/36	52/40	87-76	+11	34-68/27-65	.500/.415	7-19/9-23	.368/.391	12-19/13-22	.632/.591	43/40 +3	20/15	14/12	4/3	7/8	18/17
Northern Kentucky	22/31	37/46	59-77	(18)	21-62/31-54	.339/.574	8-21/6-15	.381/.400	9-13/9-12	.692/.750	31/38 (7)	10/18	12/13	3/7	7/8	16/15
Wright State	19/26	33/34	52-60	(8)	18-51/22-51	.353/.431	7-23/6-19	.304/.316	9-15/10-13	.600/.769	29/38 (9)	9/13	17/20	2/1	5/10	15/13
Green Bay	33/33	34/30	67-63	+4	25-60/18-46	.417/.391	7-18/1-17	.389/.059	10-21/26-33	.476/.788	43/31 +12	13/13	17/15	4/2	8/12	26/21
UIC	41/34	24/36	65-70	(5)	24-60/21-43	.400/.488	4-19/2-9	.211/.222	13-22/26-34	.591/.765	32/31 +1	13/12	14/17	5/5	9/7	28/22
MILWAUKEE	32/36	40/35	72-71	+1	25-55/27-53	.455/.509	14-25/8-19	.560/.421	8-12/9-13	.667/.692	28/34 (6)	15/10	10/14	6/2	8/3	15/12
GREEN BAY	35/24	32/37	67-61	+6	23-61/22-61	.377/.361	6-24/4-16	.250/.250	15-24/13-17	.625/.765	46/38 +8	11/8	17/14	5/5	7/8	19/23
DETROIT MERCY	45/26	36/40	81-66	+15	28-54/23-57	.519/.404	11-23/11-29	.478/.379	14-24/9-12	.583/.750	39/29 +10	17/11	16/16	6/3	8/7	14/19
Cleveland State	26/32	41/38	67-70	(3)	25-58/25-53	.431/.472	6-23/5-18	.261/.278	11-13/15-18	.846/.833	32/32 -	15/16	21/22	1/1	10/13	14/15
Youngstown State	35/48	27/37	62-85	(23)	24-50/33-64	.480/.516	8-15/10-24	.533/.417	6-15/9-10	.400/.900	19/39 (20)	13/14	16/15	3/5	8/7	10/14
UIC	32/27	30/44	62-71	(9)	18-54/25-55	.333/.455	7-19/4-15	.368/.267	19-28/17-28	.679/.607	35/41 (6)	14/13	15/14	3/9	8/10	23/20
Detroit Mercy	28/38	32/36	60-74	(14)	24-58/25-52	.414/.481	8-20/8-19	.400/.421	4-8/16-20	.500/.800	36/29 +7	12/18	18/15	3/2	9/11	14/10
Oakland	36/49	38/33	74-82	(8)	26-64/27-54	.406/.500	8-23/3-15	.348/.200	14-24/25-33	.583/.758	42/36 +6	12/13	13/9	2/6	2/8	28/21

Note: Game totals are displayed in the format TEAM/OPPONENT for each category

2017-2018 IUPUI JAGUARS BASKETBALL

HEAD COACH JASON GARDNER



Jason Gardner was named the eighth head coach in IUPUI men's basketball program's history on April 2, 2014. Gardner, the 1999 winner of the Indiana Mr. Basketball Award, spent a year on the University of Memphis bench and two seasons at Loyola prior to that.

In his first season on the Jaguars' bench, he guided IUPUI to 10 wins, more than tripling the program's Division I win total from a year prior. His hiring paid immediate dividends on the recruiting trail, as he immediately inked five Division I transfers, four of whom were former in-state standouts.

In year two, Gardner led the Jags to a 13-win season against one of the nation's stiffest schedules, including a 9-7 mark in league play and a finish in the top half of the league standings. He upped his program's win total to 14 in his third year while coaching the program's first Academic All-American (Matt O'Leary).

Gardner has shown he's a proven recruiter, inking talent, both through high school signees, transfers and graduate transfers.

While at Memphis, Gardner helped the Tigers to a 24-10 record as Shaq Goodwin and Joe Jackson earned All-Conference accolades. In addition, Memphis forward Austin Nichols was a unanimous selection to the American Athletics Conference All-Rookie Team after averaging 9.1 points and 4.2 boards per game. Gardner was a college teammate of current Memphis Head Coach Josh Pastner at Arizona.

Prior to coming to Memphis, Gardner was an assistant under Porter Moser at Loyola, helping the Ramblers to an eight-game improvement from 2011-12 to 2012-13. He coached Ben Averkamp to All-Horizon League accolades for two straight seasons, while Loyola point guard Cully Payne was a Bob Cousy Award nominee. He also helped recruit one of the top signing classes in the Horizon League prior to the 2012-13 season. Gardner's coaching career began in 2010 when he served as an assistant at nearby Cathedral High School.

Gardner's racked up numerous accolades during his prestigious high school, college and professional playing careers. He was a 1999 McDonald's and Parade All-American while at North Central High School, finishing his prep career with a school record 1,669 points. He was a two-time Gatorade Circle of Champions Indiana Player of the Year and was named the 1998-99 Indianapolis County Player of the Year by The Indianapolis Star and Indianapolis News. His senior season, he helped NCHS to the IHSAA 4A state championship and Tournament of Champions title while averaging 22.6 points, 4.7 rebounds, 4.0 assists and 3.0 steals per game.

The 5-foot-10 point guard was recruited to the University of Arizona by legendary Head Coach Lute Olsen, where he was a four-year All-American for the Wildcats. He was the 2002-03 Naismith National Player of the Year and Lowe's Senior CLASS award recipient. He was the 2000 consensus National Freshman of the Year and closed his career as one of four players in Pac-12 history with 1,500 points, 500 assists and 200 steals for a career. He helped lead Arizona to two Pac-12 regular season titles (2000, 2003) and four consecutive NCAA Tournament berths. The Wildcats made three Sweet Sixteens (2001, 2002, 2003), two Elite Eights (2001, 2003) and were the NCAA national runner-up in 2001. All total, Arizona won 107 games during Gardner's four seasons and he still holds school records for games started (135) and minutes played (4,825), while ranking third in school history with 1,984 career points. He also finished second in threes made (318) and fourth in assists (622). He earned his degree from the university in 2011 in disciplinary studies.

Gardner later played professionally overseas for more than eight years, primarily in Germany. In 2009, he was named MVP of German Basketball Bundesliga after helping Oldenburg to the league crown, averaging 13.7 points, 4.0 assists and 3.0 boards per game. He was a two-time Basketball Bundesliga All-Star, including starting the 2007 game.

Gardner is married to the former Jacquelyn Maxberry and the couple has four children, Jasper, Jason Jr., Jacob and Jackson.



THE GARDNER FILE

School: Arizona, '11

Seasons with IUPUI: fourth season

Career Record: 44-74 (4th year)

Coaching Experience:

..... 2014-pres., Head Coach, IUPUI

..... 2013-14, Assistant Coach, Memphis

..... 2011-13, Assistant Coach, Loyola (Ill.)

..... 2010-11, Assistant Coach, Cathedral H.S.



IUPUI PLAYER CAREER STATS

BRENNAN, Aaron

Season	gp-gs	min/avg	Total		3-Point		F-Throws		Rebounds										Scoring	
			fg-fga	pct	fg-fga	pct	ft-fita	pct	off	def	tot	avg	pf	fo	ast	to	blk	stl	pts	avg
2014-15	28-24	585/20.9	71-136	.522	3-8	.375	33-46	.717	36	52	88	3.1	72	1	27	44	7	21	178	6.4
2015-16	32-9	569/17.8	55-144	.382	1-9	.111	26-31	.839	37	78	115	3.6	68	0	33	31	11	12	137	4.3
2016-17	32-9	596/18.6	102-203	.502	27-57	.474	39-54	.722	27	85	112	3.5	76	4	26	30	10	16	270	8.4
2017-18	23-23	624/27.1	108-240	.450	24-72	.333	46-60	.767	32	67	99	4.3	56	3	42	45	14	24	286	12.4
TOTAL	115-65	2374/20.6	336-723	.465	55-146	.377	144-191	.754	132	282	414	3.6	272	8	128	150	42	73	871	7.6

HALL, Evan

Season	gp-gs	min/avg	Total		3-Point		F-Throws		Rebounds										Scoring	
			fg-fga	pct	fg-fga	pct	ft-fita	pct	off	def	tot	avg	pf	fo	ast	to	blk	stl	pts	avg
2015-16	23-11	383/16.7	50-97	.515	1-1	1.000	19-47	.404	41	50	91	4.0	67	4	14	17	7	10	120	5.2
2016-17	30-23	596/19.9	96-163	.589	0-0	.000	35-89	.393	73	83	156	5.2	83	1	14	40	24	16	227	7.6
2017-18	22-22	482/21.9	71-167	.425	0-0	.000	22-75	.293	56	72	128	5.8	64	1	14	43	17	15	164	7.5
TOTAL	75-56	1461/19.5	217-427	.508	1-1	1.000	76-211	.360	170	205	375	5.0	214	6	42	100	48	41	511	6.8

HENDERSON, T.J.

Season	gp-gs	min/avg	Total		3-Point		F-Throws		Rebounds										Scoring	
			fg-fga	pct	fg-fga	pct	ft-fita	pct	off	def	tot	avg	pf	fo	ast	to	blk	stl	pts	avg
2015-16	32-2	522/16.3	49-130	.377	22-64	.344	27-39	.692	5	48	53	1.7	48	1	35	44	2	30	147	4.6
2016-17	32-0	566/17.7	60-134	.448	30-75	.400	39-56	.696	10	40	50	1.6	58	1	52	38	5	32	189	5.9
2017-18	23-5	535/23.3	73-181	.403	29-90	.322	52-65	.800	15	40	55	2.4	40	0	43	56	3	20	227	9.9
TOTAL	87-7	1623/18.7	182-445	.409	81-229	.354	118-160	.738	30	128	158	1.8	146	2	130	138	10	82	563	6.5

HUDSON, Chad

Season	gp-gs	min/avg	Total		3-Point		F-Throws		Rebounds										Scoring	
			fg-fga	pct	fg-fga	pct	ft-fita	pct	off	def	tot	avg	pf	fo	ast	to	blk	stl	pts	avg
2016-17	10-0	23/2.3	1-4	.250	1-3	.333	1-4	.250	0	3	3	0.3	3	0	2	3	0	1	4	0.4
2017-18	7-0	25/3.6	2-6	.333	0-3	.000	5-7	.714	0	1	1	0.1	7	0	2	2	0	0	9	1.3
TOTAL	17-0	48/2.8	3-10	.300	1-6	.167	6-11	.545	0	4	4	0.2	10	0	4	5	0	1	13	0.8

McCALL, D.J.

Season	gp-gs	min/avg	Total		3-Point		F-Throws		Rebounds										Scoring	
			fg-fga	pct	fg-fga	pct	ft-fita	pct	off	def	tot	avg	pf	fo	ast	to	blk	stl	pts	avg
2014-15	31-15	664/21.4	52-124	.419	6-19	.316	39-61	.639	31	58	89	2.9	49	1	38	55	1	19	149	4.8
2016-17	32-22	678/21.2	51-120	.425	5-18	.278	45-77	.584	66	95	161	5.0	71	0	48	41	8	22	152	4.8
2017-18	22-20	582/26.5	55-120	.458	10-31	.323	22-40	.550	39	57	96	4.4	51	2	43	32	8	40	142	6.5
TOTAL	85-57	1924/22.6	158-364	.434	21-68	.309	106-178	.596	136	210	346	4.1	171	3	129	128	17	81	443	5.2

PATTERSON, Ron

Season	gp-gs	min/avg	Total		3-Point		F-Throws		Rebounds										Scoring	
			fg-fga	pct	fg-fga	pct	ft-fita	pct	off	def	tot	avg	pf	fo	ast	to	blk	stl	pts	avg
2016-17	32-10	757/23.7	107-242	.442	62-156	.397	21-30	.700	15	64	79	2.5	70	2	64	40	13	44	297	9.3
2017-18	23-21	649/28.2	91-219	.416	53-141	.376	17-24	.708	12	58	70	3.0	48	1	44	35	16	26	252	11.0
TOTAL	55-31	1406/25.6	198-461	.430	115-297	.387	38-54	.704	27	122	149	2.7	118	3	108	75	29	70	549	10.0

IUPUI PLAYER CAREER-HIGHS (bold means occurred in 2017-18 season)

	#0 JAYLEN MINNETT	#1 T.J. HENDERSON	#10 NICK ROGERS	#12 CHAD HUDSON	#22 D.J. McCALL	#24 EVAN HALL	#25 RON PATTERSON	#31 MAURICE KIRBY	#32 ELYJAH GOSS	#40 EVAN BORGMAN	#45 AARON BRENNAN
Points:	16 (2/4/18)	19 (12/22/17)	11 - 2x	3 - 2x	25 (11/28/17)	21 (1/11/17)	19 - 3x	16 (12/10/17)	10 (11/28/17)	6 (11/13/17)	25 - 2x
Rebounds:	4 - 2x	8 (12/22/17)	5 (12/16/17)	1 - 4x	13 (12/3/16)	11 - 4x	6 - 2x	9 (11/13/17)	12 (11/13/17)	3 (11/13/17)	11 - 2x
Assists:	3 (1/10/18)	6 (11/26/16)	6 - 2x	1 - 4x	7 (12/28/16)	4 (12/12/16)	6 - 2x	2 - 2x	2 (12/22/17)	---	4 - 4x
FG:	6 (2/4/18)	8 (12/22/17)	4 (1/2/18)	1 - 3x	9 (11/28/17)	9 (1/11/17)	8 (11/17/17)	8 (12/10/17)	4 - 2x	2 (11/13/17)	12 (11/17/17)
FGA:	14 (2/4/18)	12 - 4x	11 (1/2/18)	2 - 2x	20 (11/28/17)	13 (11/17/17)	16 (12/16/17)	12 (12/10/17)	8 (11/13/17)	3 (11/13/17)	17 - 2x
3FG:	4 - 2x	3 - 5x	2 - 2x	1 (12/12/16)	3 - 3x	1 (11/13/15)	6 (1/27/18)	---	1 - 3x	---	4 (1/10/18)
3FGA:	10 (2/4/18)	8 (1/4/18)	5 (12/30/17)	2 (12/12/16)	7 (11/28/17)	1 (11/13/15)	13 (12/16/17)	---	2 - 3x	1 (11/13/17)	9 (1/10/18)
FT:	4 (12/10/17)	8 (11/21/17)	8 - 2x	3 (11/13/17)	7 - 2x	8 (12/12/16)	4 (1/16/18)	5 (12/18/17)	4 - 2x	2 - 2x	6 - 4x
FTA:	4 (12/10/17)	10 (11/21/17)	10 (1/27/18)	4 (11/13/17)	10 (12/29/14)	9 - 2x	6 (1/3/15)	6 (12/18/17)	6 (12/22/17)	2 - 3x	8 - 2x
Blocks:	1 (12/22/17)	2 - 2x	1 - 2x	---	2 (1/16/18)	3 - 3x	3 (12/6/17)	2 - 2x	3 (11/13/17)	---	3 - 2x
Steals:	3 (12/2/17)	4 - 2x	2 - 4x	1 (11/18/16)	4 - 3x	3 (1/10/18)	4 (11/22/16)	2 (12/10/17)	2 - 2x	---	3 - 4x
Minutes:	37 (11/11/17)	38 (11/17/17)	33 (1/4/18)	12 (11/13/17)	38 (2/19/15)	33 (1/18/17)	38 (11/17/17)	23 - 3x	23 (11/11/17)	13 (11/13/17)	35 (11/17/17)

LAST FOUR BOX SCORES

GAME #20 • YOUNGSTOWN STATE 85, IUPUI 62 (YOUNGSTOWN, OHIO)

IUPUI 62 • 7-13, 4-5 HL

#	Player	Total		3-Ptr		Rebounds			PF	TP	A TO Blk Stl					Min
		FG-FGA	FG-FGA	FT-FTA	FT-FTA	Off	Def	Tot			A	TO	Blk	Stl		
24	HALL, Evan	f	3-8	0-0	1-2	2	1	3	1	7	0	2	2	1		22
45	BRENNAN, Aaron	f	6-8	1-2	1-3	0	2	2	0	14	2	0	0	1		30
10	ROGERS, Nick	g	0-2	0-2	1-2	0	0	0	0	1	2	2	0	2		21
22	MCALL, D.J.	g	2-6	0-0	2-2	1	0	1	3	6	4	1	0	2		30
25	PATTERSON, Ron	g	3-5	3-3	0-2	0	5	5	2	9	1	3	1	1		23
01	MINNETT, Jaylen		3-6	2-5	0-0	0	0	0	1	8	1	2	0	0		24
00	HENDERSON, T.J.		4-7	2-2	1-2	0	0	1	1	2	2	3	0	1		22
12	HUDSON, Chad		0-1	0-1	0-0	0	0	0	0	0	0	0	0	0		1
3	KIRBY, Maurice		3-5	0-0	0-0	1	1	2	1	6	0	2	0	0		13
32	GOSS, Elyjah		0-2	0-0	0-0	3	0	3	0	0	1	1	0	0		13
40	BORGMAN, Evan		0-0	0-0	0-2	0	0	0	0	0	0	0	0	0		1
Team						1	1	2								
Totals			24-50	8-15	6-15	8	11	19	10	62	13	16	3	8		200
FG % 1st Half: 14-30		46.7%	2nd half: 10-20		50.0%	Game: 24-50		48.0%	Deadball							
3FG % 1st Half: 4-8		50.0%	2nd half: 4-7		57.1%	Game: 8-15		53.3%	Rebounds							
FT % 1st Half: 3-4		75.0%	2nd half: 3-11		27.3%	Game: 6-15		40.0%	5,2							

Youngstown State 85 • 6-15, 4-4 HL

#	Player	Total		3-Ptr		Rebounds			PF	TP	A TO Blk Stl					Min
		FG-FGA	FG-FGA	FT-FTA	FT-FTA	Off	Def	Tot			A	TO	Blk	Stl		
01	HARTFIELD, Braun	f	5-10	2-5	0-0	2	1	3	2	12	5	1	2	3		31
02	HAYGOOD, Devin	f	3-6	0-0	0-0	2	2	4	3	6	1	1	0	0		23
24	MORSE, Cameron	g	8-18	4-9	3-3	2	2	4	0	23	3	3	0	2		32
32	COVINGTON, Garrett	g	7-9	1-2	0-0	1	3	4	1	15	1	3	1	0		26
33	BOHANNON, Naz	g	1-4	0-1	3-4	3	5	8	3	5	3	2	0	0		28
00	ROBINSON, Tyree		2-4	0-0	0-0	4	4	8	1	4	0	2	2	2		17
04	BENTON, Jaylen		5-8	2-5	0-0	0	1	1	1	12	0	2	0	0		20
05	FERGUSON, Jeremiah		1-3	0-0	3-3	1	0	1	0	5	0	1	0	0		15
10	STROLLO, Ryan		0-0	0-0	0-0	1	1	2	0	0	1	0	0	0		1
11	RITTER, Dan		1-1	1-1	0-0	0	1	1	0	3	0	0	0	0		1
6	BROWN, Jacob		0-0	0-0	0-0	0	0	0	0	0	0	0	0	0		1
21	ANABIR, Noe		0-0	0-0	0-0	0	0	0	1	0	0	0	0	0		1
3	AKUCHIE, Michael		0-1	0-1	0-0	0	0	0	2	0	0	0	0	0		4
Team						2	1	3								
Totals			33-64	10-24	9-10	18	21	39	14	85	14	15	5	7		200
FG % 1st Half: 18-30		60.0%	2nd half: 15-34		44.1%	Game: 33-64		51.6%	Deadball							
3FG % 1st Half: 6-11		54.5%	2nd half: 4-13		30.8%	Game: 10-24		41.7%	Rebounds							
FT % 1st Half: 6-7		85.7%	2nd half: 3-3		100.0	Game: 9-10		90.0%	1,1							

Officials: Kevin Ferguson, John Garbinski, Michael Griffith
 Technical fouls: IUPUI-McCALL, D.J.. Youngstown State-None.
 Attendance: 3222

Score by periods			1st	2nd	Total						
IUPUI			35	27	62						
Youngstown State			48	37	85						

Last FG - IUPUI 2nd-01:54, YSU 2nd-00:43.
 Largest lead - IUPUI by 2 1st-19:57, YSU by 24 1st-03:59.
 IUPUI led for 00:46. YSU led for 39:11. Game was tied for 00:03.

GAME #22 • DETROIT MERCY 74, IUPUI 60 (DETROIT, MICH.)

IUPUI 60 • 7-15 (4-7 HL)

#	Player	Total		3-Ptr		Rebounds			PF	TP	A TO Blk Stl					Min
		FG-FGA	FG-FGA	FT-FTA	FT-FTA	Off	Def	Tot			A	TO	Blk	Stl		
24	HALL, Evan	f	5-8	0-0	0-2	4	5	9	3	10	1	3	0	1		25
45	BRENNAN, Aaron	f	3-11	0-0	0-0	3	1	4	0	6	1	0	1	2		26
10	ROGERS, Nick	g	2-2	0-0	0-0	0	1	1	1	4	2	1	0	2		18
22	MCALL, D.J.	g	1-5	0-1	4-6	2	5	7	2	6	2	2	1	1		30
25	PATTERSON, Ron	g	4-10	3-7	0-0	1	4	5	2	11	3	3	1	0		31
01	MINNETT, Jaylen		4-9	4-9	0-0	1	1	2	1	12	0	3	0	0		21
00	HENDERSON, T.J.		4-7	1-3	0-0	0	2	2	1	9	2	5	0	1		25
3	KIRBY, Maurice		1-3	0-0	0-0	0	1	1	2	2	1	0	0	1		11
32	GOSS, Elyjah		0-3	0-0	0-0	1	1	2	2	0	0	0	0	1		13
Team						2	1	3			1					
Totals			24-58	8-20	4-8	14	22	36	14	60	12	18	3	9		200
FG % 1st Half: 12-28		42.9%	2nd half: 12-30		40.0%	Game: 24-58		41.4%	Deadball							
3FG % 1st Half: 2-8		25.0%	2nd half: 6-12		50.0%	Game: 8-20		40.0%	Rebounds							
FT % 1st Half: 2-4		50.0%	2nd half: 2-4		50.0%	Game: 4-8		50.0%	3							

Detroit Mercy 74 • 7-17 (3-8 HL)

#	Player	Total		3-Ptr		Rebounds			PF	TP	A TO Blk Stl					Min
		FG-FGA	FG-FGA	FT-FTA	FT-FTA	Off	Def	Tot			A	TO	Blk	Stl		
00	CHATMAN, Kameron	f	7-16	2-3	5-5	3	5	8	1	21	4	1	0	3		39
02	PRINCE, Roschon	f	5-6	0-0	4-5	1	3	4	4	14	1	1	0	1		19
11	LONG, Cole	g	4-8	2-4	2-3	2	3	5	0	12	7	4	2	1		38
04	BLACK, DeShawndre	g	4-9	2-5	3-3	0	3	3	1	13	3	2	0	2		36
2	MCFOLLEY, Josh	g	5-11	2-5	2-4	0	1	1	1	14	2	2	0	4		35
12	EICHLER, Malik		0-0	0-0	0-0	0	1	1	1	0	0	1	0	0		4
13	BALLANTYNE, Jack		0-2	0-2	0-0	0	3	3	2	0	1	3	0	0		20
15	JOUBERT, Jacob		0-0	0-0	0-0	0	0	0	0	0	0	1	0	0		9
Team						2	2	4								
Totals			25-52	8-19	16-20	8	21	29	10	74	18	15	2	11		200
FG % 1st Half: 13-25		52.0%	2nd half: 12-27		44.4%	Game: 25-52		48.1%	Deadball							
3FG % 1st Half: 5-11		45.5%	2nd half: 3-8		37.5%	Game: 8-19		42.1%	Rebounds							
FT % 1st Half: 7-8		87.5%	2nd half: 9-12		75.0%	Game: 16-20		80.0%	1							

Officials: Terry Oglesby, Stephen McJunkins, Brooks Wells
 Technical fouls: IUPUI-None. Detroit Mercy-None.
 Attendance: 1018

Score by periods			1st	2nd	Total						
IUPUI			28	32	60						
Detroit Mercy			38	36	74						

Last FG - IUPUI 2nd-00:46, UDM 2nd-01:32.
 Largest lead - IUPUI None, UDM by 18 1st-07:59.
 IUPUI led for 00:00. UDM led for 38:46. Game was tied for 01:14.

GAME #21 • UIC 71, IUPUI 62 (CHICAGO, ILL.)

IUPUI 62 • 7-14 (4-6 HL)

#	Player		Total		3-Ptr		Rebounds			PF	TP	A TO Blk Stl				Min
			FG-FGA	FG-FGA	FT-FTA	Off	Def	Tot	A			TO	Blk	Stl		
24	HALL, Evan	f	3-11	0-0	2-8	3	8	11	2	8	0	5	0	1	27	
45	BRENNAN, Aaron	f	1-7	0-1	6-6	2	3	5	3	8	2	4	0	3	29	
10	ROGERS, Nick	g	1-2	1-1	8-10	1	0	1	4	11	5	2	0	0	30	
22	MCALL, D.J.	g	3-6	0-1	0-0	0	3	3	4	6	0	0	0	1	22	
25	PATTERSON, Ron	g	6-12	6-10	0-0	0	2	2	3	18	2	2	2	1	31	
0	MINNETT, Jaylen		0-2	0-2	0-0	0	3	3	3	0	2	1	0	1	21	
1	HENDERSON, T.J.		1-8	0-4	0-0	0	1	1	2	2	2	1	0	0	18	
31	KIRBY, Maurice		0-3	0-0	2-2	0	3	3	2	2	1	0	0	1	11	
32	GOSS, Elyjah		3-3	0-0	1-2	2	1	3	0	7	0	0	1	0	11	
Team						1	2	3								
Totals			18-54	7-19	19-28	9	26	35	23	62	14	15	3	8	200	
FG % 1st Half: 11-30			36.7%	2nd half: 7-24	29.2%	Game: 18-54		33.3%	Deadball Rebounds							
3FG	% 1st Half: 4-9		44.4%	2nd half: 3-10	30.0%	Game: 7-19		36.8%								
% 1st Half: 6-8			75.0%	2nd half: 13-20	65.0%	Game: 19-28		67.9%	4,1							